

Group 5

Machine cabinets







Series 15

36x36 Eh

Machine cabinets

Width: 717 mm - Depth: 748 mm



Machine cabinets with leaf doors see page 141



Machine cabinets with sliding doors see page 148



Partitioning material see page 154



Standard colours:

RAL 5012 RAL 6011 RAL 7035 RAL 9010



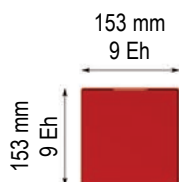
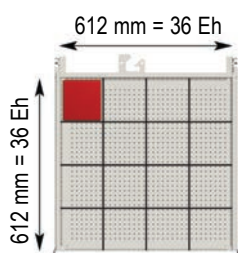
5-year Guarantee



For your safety all cabinets must be anchored using floor bolts



Fixing material for cabinets
Part. No. 06-00030





Cabinet housings
with leaf doors

Made of high-quality sheet steel. Housing sides and bases are welded and painted with high resistance products, environmentally friendly. Available in 2 different heights with sides slotted in increments of 25 mm to allow drawers

and shelves to be adjusted accordingly. Equipped with central locking system, safety cylinder lock with 2 keys and single drawer opening system.

| Width mm | Depth mm | Height mm | Usable height mm | Part. No. |
|-------------|-------------|--------------|------------------------|-----------------|
| 717 | 748 | 1000 | 900 | 15-31000 |
| 717 | 748 | 1450 | 1350 | 15-31450 |

Colours: see colour chart at the bottom of the page



Cabinet housing
with leaf doors

Made of high-quality sheet steel. Housing sides and bases are welded and painted with high resistance products, environmentally friendly. Available in one height only with sides slotted in increments of 25 mm to allow drawers

and shelves to be adjusted accordingly. Equipped with central locking system, safety cylinder lock with 2 keys and single drawer opening system.

| Width mm | Depth mm | Height mm | Usable height mm | Part. No. |
|-------------|-------------|--------------|------------------------|-----------------|
| 717 | 725/748 | 1000 | 150/700 | 15-41000 |

Colours: see colour chart at the bottom of the page




Upstand raised edges
on 3 sides

Made of high-quality steel

For cabinet type A

| Width mm | Depth mm | Height mm | Upstand with mat Part. No. | Smooth rubber mat Part. No. |
|-------------|-------------|--------------|----------------------------------|-----------------------------------|
| 717 | 748 | 20 | 15-30025 | - |
| 712 | 743 | 2 | - | 15-30022 |

Colour: Black



Upstand raised edges
on 3 sides

Made of high-quality steel

For cabinet type B

| Width mm | Depth mm | Height mm | Upstand with mat Part. No. | Smooth rubber mat Part. No. |
|-------------|-------------|--------------|----------------------------------|-----------------------------------|
| 717 | 725 | 20 | 10-30025 | - |
| 712 | 720 | 2 | - | 10-30022 |

Colour: Black



Cabinet bases
Made of high-quality steel

| | Width mm | Depth mm | Height mm | Part. No. |
|----------------------|-------------|-------------|--------------|-----------------|
| 1 Base plinth | 717 | 693 | 50 | 05-43605 |
| 1 Base plinth | 717 | 693 | 130 | 05-43613 |
| 2 Pallet base | 717 | 659 | 100 | 05-13610 |
| 3 Cover plate | 717 | - | 100 | 05-33610 |

Colour: Black



Perforated back panel
Made of high-quality steel

| Width mm | Height mm | Usable height mm | Part. No. |
|-------------|--------------|------------------------|-----------------|
| 717 | 1104 | 608 | 10-30100 |







Hooks
see page 249



Partitioning material
see page 154


Standard colours:

| RAL 5012 | RAL 6011 | RAL 7035 | RAL 9010 |
|---|---|---|---|
|  |  |  |  |



Series 15

36x36 Eh



Drawers

Made of high-quality sheet steel.
Available in two versions (simple or total extension) with steel roller bearings. All 4 drawer walls are slotted, for custom sub-division using partitioning material. All drawer handles are equipped with aluminium profiles, end caps and labelling strips.

| Front height mm | Usable height mm | Lateral height mm | Load capacity kg * | Part. No. |
|-----------------|------------------|-------------------|--------------------|-----------|
| 50 S | 36 | 33 | 60 | 10-33050 |
| 75 S | 61 | 52 | 80 | 10-33075 |
| 75 T | 54 | 52 | 200 | 10-33076 |
| 100 S | 86 | 77 | 100 | 10-33100 |
| 100 T | 79 | 77 | 200 | 10-33101 |
| 125 S | 111 | 77 | 100 | 10-33125 |
| 125 T | 104 | 77 | 200 | 10-33126 |
| 150 S | 136 | 127 | 100 | 10-33150 |
| 150 T | 129 | 127 | 200 | 10-33151 |
| 175 T | 154 | 127 | 200 | 10-33176 |
| 200 S | 186 | 177 | 100 | 10-33200 |
| 200 T | 179 | 177 | 200 | 10-33201 |
| 250 T | 229 | 177 | 200 | 10-33251 |
| 300 S | 286 | 277 | 100 | 10-33300 |
| 300 T | 279 | 277 | 200 | 10-33301 |
| 400 T | 379 | 277 | 200 | 10-33401 |

S = simple extension: 85 - 90% extension

T = total extension: 100% extension

* with load evenly distributed and at least one slotted divider in the middle


External drawers colour: Light grey RAL 7035 internal, for drawer front see colour chart at the bottom of the page

Internal drawers colour: Light grey RAL 7035



Card insert and cellophane (spare part)


For drawers: 36 Eh Part. No. 06-00365
Kit: 30 pieces



Work surfaces for cabinets

| Width mm | Depth mm | Thickness mm | Plastic laminated Part. No. | Linoplex Part. No. |
|----------|----------|--------------|-----------------------------|--------------------|
| 717 | 750 | 30 | 10-30014 | 10-30016 |

Colour: Plastic laminated/linoplex Light grey



Retractable shelves

Made of high-quality sheet steel.
Available in two versions (simple or total extension) with steel roller bearings. Fitted with galvanised steel inserts ensuring a level surface. All retractable shelf handles are equipped with aluminium profiles, end caps and labelling strips.

| Usable width mm | Usable depth mm | Height mm | Extension % | Load capacity kg * | Part. No. |
|-----------------|-----------------|-----------|-------------|--------------------|-----------|
| 612 | 612 | 75 | 85 | 100 | 10-33984 |
| 612 | 612 | 75 | 100 | 200 | 10-33985 |


* with load evenly distributed

Colour: Light grey RAL 7035



Card insert and cellophane (spare part)

For drawers: 36 Eh Part. No. 06-00365
Kit: 30 pieces



Adjustable shelf

Made of steel. Lateral supports included

| Usable width mm | Usable depth mm | Height mm | Load capacity kg | Part. No. |
|-----------------|-----------------|-----------|------------------|-----------|
| 658 | 620 | 35 | 70 | 33-72038 |

Colour: Light grey RAL 7035



Lower shelf

Made of high-quality steel

| Usable width mm | Usable depth mm | Height mm | Load capacity kg | Part. No. |
|-----------------|-----------------|-----------|------------------|-----------|
| 651 | 618 | 55 | 50 | 10-30034 |

Colour: Light grey RAL 7035

Standard colours:

RAL 5012 RAL 6011 RAL 7035 RAL 9010



Standard examples:



01 02
75 S 75 T
150 S 150 T
150 S 150 T

| Height: | Part. No. |
|---------|-------------|
| 1020 mm | 15-31000-01 |
| | 15-31000-02 |

3 Drawers
3-sided safety upstand with rubber mat



05 06
75 S 75 T
75 S 75 T
75 S 75 T
RS S RS T

| Height: | Part. No. |
|---------|-------------|
| 1020 mm | 15-31000-05 |
| | 15-31000-06 |

3 Drawers
1 Retractable shelf
3-sided safety upstand with rubber mat



07 08
75 S 75 T
100 S 100 T
100 S 100 T
100 S 100 T

| Height: | Part. No. |
|---------|-------------|
| 1020 mm | 15-31000-07 |
| | 15-31000-08 |

4 Drawers
3-sided safety upstand with rubber mat



09 10
75 S 75 T
75 S 75 T
75 S 75 T
75 S 75 T
RS S PE T

| Height: | Part. No. |
|---------|-------------|
| 1020 mm | 15-31000-09 |
| | 15-31000-10 |

4 Drawers
1 Retractable shelf
3-sided safety upstand with rubber mat



11 12
75 S 75 T
100 S 100 T
100 S 100 T

| Height: | Part. No. |
|---------|-------------|
| 1020 mm | 15-31000-11 |
| | 15-31000-12 |

3 Drawers
3-sided safety upstand with rubber mat



13 14
50 S 50 S
75 S 75 T
75 S 75 T
150 S 150 T
150 S 150 T

| Height: | Part. No. |
|---------|-------------|
| 1020 mm | 15-31000-13 |
| | 15-31000-14 |





5 Drawers
3-sided safety upstand with rubber mat



Partitioning material
see page 154



Drawers:
S = load capacity:100 kg - extension 85-90%
T = load capacity:200 kg - extension 100%

Standard colours:
RAL 5012  RAL 6011  RAL 7035  RAL 9010 



Series 15

36x36 Eh



25 26
 75 S 75 T
 75 S 75 T
 RS S RS T
 RS S RS T



29 30
 150 S 150 T
 150 S 150 T
 150 S 150 T



33 34
 75 S 75 T
 75 S 75 T
 75 S 75 T
 RS S RS T
 RS S RS T

| Height: | Part. No. |
|---------|-------------|
| 1020 mm | 15-31000-25 |
| | 15-31000-26 |

2 Drawers
 2 Retractable shelves
 3-sided safety upstand with rubber mat

| Height: | Part. No. |
|---------|-------------|
| 1020 mm | 15-31000-29 |
| | 15-31000-30 |

3 Drawers
 3-sided safety upstand with rubber mat

| Height: | Part. No. |
|---------|-------------|
| 1020 mm | 15-31000-33 |
| | 15-31000-34 |

3 Drawers
 2 Retractable shelves
 3-sided safety upstand with rubber mat



39 40
 100 S 100 T
 100 S 100 T
 100 S 100 T



45 46
 75 S 75 T
 75 S 75 T
 75 S 75 T
 100 S 100 T
 100 S 100 T

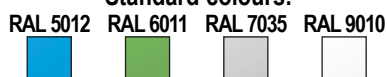
| Height: | Part. No. |
|---------|-------------|
| 1020 mm | 15-31000-39 |
| | 15-31000-40 |

3 Drawers
 3-sided safety upstand with rubber mat

| Height: | Part. No. |
|---------|-------------|
| 1020 mm | 15-31000-45 |
| | 15-31000-46 |

5 Drawers
 3-sided safety upstand with rubber mat

Standard colours:



Drawers:

S = load capacity:100 kg - extension 85-90%
T = load capacity:200 kg - extension 100%

Standard examples:



01 02
150 S 150 T
150 S 150 T
150 S 150 T

| Height: | Part. No. |
|-----------|-------------|
| 1450 mm | 15-31450-01 |
| | 15-31450-02 |
| 3 Drawers | |



05 06
75 S 75 T
75 S 75 T
150 S 150 T
150 S 150 T
150 S 150 T

| Height: | Part. No. |
|-----------|-------------|
| 1450 mm | 15-31450-05 |
| | 15-31450-06 |
| 5 Drawers | |



07 08
75 S 75 T
75 S 75 T
100 S 100 T
100 S 100 T
100 S 100 T

| Height: | Part. No. |
|-----------|-------------|
| 1450 mm | 15-31450-07 |
| | 15-31450-08 |
| 5 Drawers | |



13 14
75 S 75 T
75 S 75 T
75 S 75 T
100 S 100 T
RS S RS T

| Height: | Part. No. |
|----------------------------------|-------------|
| 1450 mm | 15-31450-13 |
| | 15-31450-14 |
| 4 Drawers 1 Retractable shelf | |







33 34
100 S 100 T
100 S 100 T
100 S 100 T

| Height: | Part. No. |
|-----------|-------------|
| 1450 mm | 15-31450-33 |
| | 15-31450-34 |
| 3 Drawers | |



Partitioning material
see page 154

Standard colours:
RAL 5012  RAL 6011  RAL 7035  RAL 9010 



Series 15

36x36 Eh



01 02
75 S 75 T
75 S 75 T

150 S 150 T

150 S 150 T

| Height: | Part. No. |
|---------|-------------|
| 1020 mm | 15-41000-01 |
| | 15-41000-02 |

4 Drawers
3-sided safety upstand with rubber mat



05 06
75 S 75 T
75 S 75 T

150 S 150 T

150 S 150 T

| Height: | Part. No. |
|---------|-------------|
| 1020 mm | 15-41000-05 |
| | 15-41000-06 |

5 Drawers
3-sided safety upstand with rubber mat



09 10
75 S 75 T
75 S 75 T

75 S 75 T
75 S 75 T
75 S 75 T

RS S RS T

| Height: | Part. No. |
|---------|-------------|
| 1020 mm | 15-41000-09 |
| | 15-41000-10 |

5 Drawers
1 Retractable shelf
3-sided safety upstand with rubber mat



11 12
75 S 75 T
75 S 75 T

100 S 100 T

100 S 100 T

| Height: | Part. No. |
|---------|-------------|
| 1020 mm | 15-41000-11 |
| | 15-41000-12 |

4 Drawers
3-sided safety upstand with rubber mat



37 38
75 S 75 T
75 S 75 T

100 S 100 T

RS S RS T

| Height: | Part. No. |
|---------|-------------|
| 1020 mm | 15-41000-37 |
| | 15-41000-38 |

3 Drawers
1 Retractable shelf
3-sided safety upstand with rubber mat



39 40
75 S 75 T
75 S 75 T

100 S 100 T

150 S 150 T

| Height: | Part. No. |
|---------|-------------|
| 1020 mm | 15-41000-39 |
| | 15-41000-40 |

4 Drawers
3-sided safety upstand with rubber mat

Standard colours:


RAL 5012 RAL 6011 RAL 7035 RAL 9010

146



Drawers:

S = load capacity:100 kg - extension 85-90%
T = load capacity:200 kg - extension 100%



Partitioning material
see page 154

Standard examples:



75 T
75 T
75 T
100 T

100 T

RS T

| Height: | Part. No. |
|--|--------------------|
| 1020 mm | |
| without Tool holders | 15-31000-71 |
| with 32 Tool holders ISO-SK30 | 15-31000-73 |
| with 32 Tool holders ISO-SK40 | 15-31000-74 |
| with 20 Tool holders ISO-SK50 | 15-31000-75 |
| with 24 Tool holders VDI 40 | 15-31000-76 |
| with 24 Tool holders HSK 50 | 15-31000-77 |
| with 24 Tool holders HSK 63 | 15-31000-78 |
| Fittings: | |
| 5 Drawers | |
| 1 Retractable shelf | |
| 1 Tool holder frame and supports | |
| 3-sided safety upstand with rubber mat | |



75 T

75 T

100 T

100 T

| Height: | Part. No. |
|----------------------------------|--------------------|
| 1450 mm | |
| without Tool holders | 15-31450-71 |
| with 32 Tool holders ISO-SK30 | 15-31450-73 |
| with 32 Tool holders ISO-SK40 | 15-31450-74 |
| with 20 Tool holders ISO-SK50 | 15-31450-75 |
| with 24 Tool holders VDI 40 | 15-31450-76 |
| with 24 Tool holders HSK 50 | 15-31450-77 |
| with 24 Tool holders HSK 63 | 15-31450-78 |
| Fittings: | |
| 4 Drawers | |
| 1 Tool holder frame and supports | |



75 T
75 T
75 T
75 T

100 T

RS T

| Height: | Part. No. |
|--|--------------------|
| 1020 mm | |
| without Tool holders | 15-41000-71 |
| with 32 Tool holders ISO-SK30 | 15-41000-73 |
| with 32 Tool holders ISO-SK40 | 15-41000-74 |
| with 20 Tool holders ISO-SK50 | 15-41000-75 |
| with 24 Tool holders VDI 40 | 15-41000-76 |
| with 24 Tool holders HSK 50 | 15-41000-77 |
| with 24 Tool holders HSK 63 | 15-41000-78 |
| Fittings: | |
| 5 Drawers | |
| 1 Retractable shelf | |
| 1 Tool holder frame and supports | |
| 3-sided safety upstand with rubber mat | |



Tool holder frame for drawers

Made of steel

C Tool holder frame


| Width mm | Depth mm | Drawer Eh | No. of rows | Part. No. |
|----------|----------|-----------|-------------|-----------------|
| 658 | 467 | 36x36 | 4 | 30-43436 |

Colour: Light grey RAL 7035





D Frame support, pair

| For taper length mm | Height mm | Depth 36 Eh Part. No. |
|---------------------|-----------|-----------------------|
| 80-160 | 135-165 | 30-43410 |
| 185-220 | 195-225 | 30-43417 |

Colour: Light grey RAL 7035



Tool holders see page 153

Standard colours:
RAL 5012  RAL 6011  RAL 7035  RAL 9010 



Series 15

36x36 Eh



Cabinet housing
with sliding doors

Made of high-quality sheet steel. Housing sides and bases are welded and painted with high resistance products, environmentally friendly. Available in one height only with sides slotted in increments of 25 mm to allow drawers and shelves to be adjusted accordingly. Equipped with central locking system, safety cylinder lock with 2 keys.

| Width mm | Depth mm | Height mm | Usable height mm | Part. No. |
|----------|----------|-----------|------------------|-----------|
| 1431 | 780 | 1000 | 875 | 15-51000 |

Colours: see colour chart at the bottom of the page



Upstand raised edges
on 3 sides

Made of high-quality steel

| Width mm | Depth mm | Height mm | Upstand with mat Part. No. | Smooth rubber mat Part. No. |
|----------|----------|-----------|----------------------------|-----------------------------|
| 1431 | 780 | 20 | 15-50025 | - |
| 1426 | 775 | 2 | - | 15-50022 |

Colour: Black




Cabinet bases

Made of high-quality steel

| | Width mm | Depth mm | Height mm | Part. No. |
|----------------------|----------|----------|-----------|-----------|
| 2 Pallet base | 1431 | 713 | 100 | 05-23710 |
| 3 Cover plate | 1431 | - | 100 | 05-37810 |

Colour: Black



Perforated back panel


Made of high-quality steel

| Width mm | Height mm | Usable height mm | Part. No. |
|----------|-----------|------------------|-----------|
| 1431 | 1104 | 608 | 10-70100 |

Colour: Light grey RAL 7035



Hooks
see page 249



Work surfaces for cabinets


| Width mm | Depth mm | Thickness mm | Plastic laminated Part. No. | Linoplex Part. No. |
|----------|----------|--------------|-----------------------------|--------------------|
| 1431 | 800 | 30 | 15-50014 | 15-50016 |

Colour: Plastic laminated/Linoplex light grey

Standard colours:

RAL 5012 RAL 6011 RAL 7035 RAL 9010





Drawers

Made of high-quality sheet steel.
Available in two versions (simple or total extension) with steel roller bearings. All 4 drawer walls are slotted, for custom sub-division using partitioning material. All drawer handles are equipped with aluminium profiles, end caps and labelling strips.

| Front height mm | Usable height mm | Lateral height mm | Load capacity kg * | Part. No. |
|-----------------|------------------|-------------------|--------------------|-----------|
| 50 S | 36 | 33 | 60 | 10-33050 |
| 75 S | 61 | 52 | 80 | 10-33075 |
| 75 T | 54 | 52 | 200 | 10-33076 |
| 100 S | 86 | 77 | 100 | 10-33100 |
| 100 T | 79 | 77 | 200 | 10-33101 |
| 125 S | 111 | 77 | 100 | 10-33125 |
| 125 T | 104 | 77 | 200 | 10-33126 |
| 150 S | 136 | 127 | 100 | 10-33150 |
| 150 T | 129 | 127 | 200 | 10-33151 |
| 175 T | 154 | 127 | 200 | 10-33176 |
| 200 S | 186 | 177 | 100 | 10-33200 |
| 200 T | 179 | 177 | 200 | 10-33201 |
| 250 T | 229 | 177 | 200 | 10-33251 |
| 300 S | 286 | 277 | 100 | 10-33300 |
| 300 T | 279 | 277 | 200 | 10-33301 |
| 400 T | 379 | 277 | 200 | 10-33401 |

S = simple extension: 85 - 90% extension

T = total extension: 100% extension

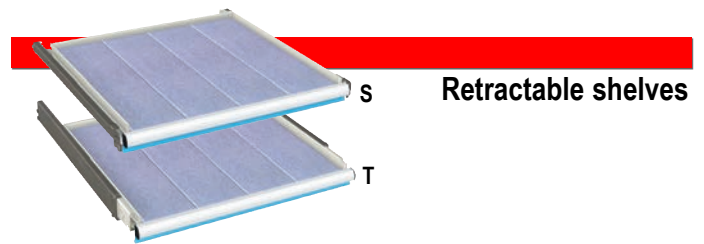
* with load evenly distributed and at least one slotted divider in the middle

Colour: Light grey RAL 7035



Card insert and cellophane (spare part)

For drawers: 36 Eh Part. No. 06-00365
Kit: 30 pieces




Retractable shelves

Made of high-quality sheet steel.
Available in two versions (simple or total extension) with steel roller bearings. Fitted with galvanised steel inserts ensuring a level surface. All retractable shelf handles are equipped with aluminium profiles, end caps and labelling strips.

| Usable width mm | Usable depth mm | Height mm | Extension % | Load capacity kg * | Part. No. |
|-----------------|-----------------|-----------|-------------|--------------------|-----------|
| 612 | 612 | 75 | 85 | 100 | 10-33984 |
| 612 | 612 | 75 | 100 | 200 | 10-33985 |


* with load evenly distributed

Colour: Light grey RAL 7035



Card insert and cellophane (spare part)

For drawers: 36 Eh Part. No. 06-00365
Kit: 30 pieces



Adjustable shelf

Made of steel. Lateral supports included

| Usable width mm | Usable depth mm | Height mm | Load capacity kg | Part. No. |
|-----------------|-----------------|-----------|------------------|-----------|
| 658 | 620 | 35 | 70 | 33-72038 |

Colour: Light grey RAL 7035



Lower shelf

Made of high-quality steel

| Usable width mm | Usable depth mm | Height mm | Load capacity kg | Part. No. |
|-----------------|-----------------|-----------|------------------|-----------|
| 651 | 618 | 55 | 50 | 10-30034 |

Colour: Light grey RAL 7035

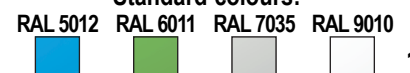


Partitioning material
see page 154



Load capacity is intended
for evenly distributed loads

Standard colours:





Series 15

36x36 Eh

5



01 02
75 S 75 T
RS S RS T
RS S RS T
RS S RS T

| | |
|----------------|------------------|
| Height: | Part. No. |
| 1020 mm | 15-51000-01 |
| | 15-51000-02 |

2 Drawers
6 Retractable shelves
3-sided safety upstand with rubber mat



05 06
75 S 75 T
75 S 75 T
75 S 75 T
RS S RS T

| | |
|----------------|------------------|
| Height: | Part. No. |
| 1020 mm | 15-51000-05 |
| | 15-51000-06 |

6 Drawers
2 Retractable shelves
3-sided safety upstand with rubber mat



09 10
75 S 75 T
75 S 75 T
75 S 75 T
75 S 75 T
RS S RS T

| | |
|----------------|------------------|
| Height: | Part. No. |
| 1020 mm | 15-51000-09 |
| | 15-51000-10 |

8 Drawers
2 Retractable shelves
3-sided safety upstand with rubber mat



11 12
75 S 75 T
100 S 100 T
100 S 100 T
100 S 100 T

| | |
|----------------|------------------|
| Height: | Part. No. |
| 1020 mm | 15-51000-11 |
| | 15-51000-12 |

8 Drawers
3-sided safety upstand with rubber mat



13 14
75 S 75 T
150 S 150 T
150 S 150 T

| | |
|----------------|------------------|
| Height: | Part. No. |
| 1020 mm | 15-51000-13 |
| | 15-51000-14 |

6 Drawers
3-sided safety upstand with rubber mat

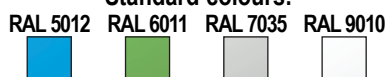


21 22
75 S 75 T
75 S 75 T
75 S 75 T
75 S 75 T
150 S 150 T
150 S 150 T

| | |
|----------------|------------------|
| Height: | Part. No. |
| 1020 mm | 15-51000-21 |
| | 15-51000-22 |

12 Drawers
3-sided safety upstand with rubber mat

Standard colours:




150



Drawers:

S = load capacity: 100 kg - extension 85-90%
T = load capacity: 200 kg - extension 100%



Partitioning material
see page 154

Standard examples:



23 24
75 S 75 T
100 S 100 T
100 S 100 T

| | |
|----------------|------------------|
| Height: | Part. No. |
| 1020 mm | 15-51000-23 |
| | 15-51000-24 |

6 Drawers
3-sided safety upstand with rubber mat



29 30
75 S 75 T
75 S 75 T
RS S RS T
RS S RS T

| | |
|----------------|------------------|
| Height: | Part. No. |
| 1020 mm | 15-51000-29 |
| | 15-51000-30 |

4 Drawers
4 Retractable shelves
3-sided safety upstand with rubber mat



45 46
75 S 75 T
75 S 75 T
75 S 75 T
75 S 75 T
RS S RS T
RS S RS T

| | |
|----------------|------------------|
| Height: | Part. No. |
| 1020 mm | 15-51000-45 |
| | 15-51000-46 |

8 Drawers
4 Retractable shelves
3-sided safety upstand with rubber mat



33 34
75 S 75 T
75 S 75 T
75 S 75 T
75 S 75 T
75 S 75 T

| | |
|----------------|------------------|
| Height: | Part. No. |
| 1020 mm | 15-51000-33 |
| | 15-51000-34 |

8 Drawers
3-sided safety upstand with rubber mat



41 42
75 S 75 T
100 S 100 T
150 S 150 T

| | |
|----------------|------------------|
| Height: | Part. No. |
| 1020 mm | 15-51000-41 |
| | 15-51000-42 |

6 Drawers
3-sided safety upstand with rubber mat







43 44
75 S 75 T
75 S 75 T
75 S 75 T
75 S 75 T
100 S 100 T
100 S 100 T

| | |
|----------------|------------------|
| Height: | Part. No. |
| 1020 mm | 15-51000-43 |
| | 15-51000-44 |

12 Drawers
3-sided safety upstand with rubber mat



Tool holders see
page 153

Standard colours:
RAL 5012  RAL 6011  RAL 7035  RAL 9010 



Serie 15

36x36 Eh

Standard examples:



75 T
75 T
75 T
100 T
RS T



**Tool holder frame
for drawers**
Made of steel

C Tool holder frame


| Width mm | Depth mm | Drawer Eh | No. of rows | Part. No. |
|-------------|-------------|--------------|-------------|-----------------|
| 584 | 596 | 36x36 | 4 | 30-43436 |

Colour: Light grey RAL 7035

D Frame support, pair

| For taper length mm | Height mm | Depth 36 Eh Part. No. |
|---------------------------|--------------|-----------------------------|
| 80-160 | 135-165 | 30-43410 |
| 185-220 | 195-225 | 30-43417 |

Colour: Light grey RAL 7035

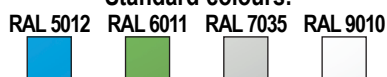


| Height: | Part. No. |
|----------------|-----------|
| 1020 mm | |

| | |
|-------------------------------|--------------------|
| without Tool holders | 15-51000-71 |
| with 64 Tool holders ISO-SK30 | 15-51000-73 |
| with 64 Tool holders ISO-SK40 | 15-51000-74 |
| with 40 Tool holders ISO-SK50 | 15-51000-75 |
| with 48 Tool holders VDI 40 | 15-51000-76 |
| with 48 Tool holders HSK 50 | 15-51000-77 |
| with 48 Tool holders HSK 63 | 15-51000-78 |

- Fittings:
- 8 Drawers
 - 2 Retractable shelves
 - 2 Tool holder frames and supports
 - 3-sided safety upstand with rubber mat

Standard colours:



Drawers:

S = load capacity:100 kg - extension 85-90%
T = load capacity:200 kg - extension 100%



Partitioning material
see page 154

Tool holders




| Tool type | RED Part. No. | No. of tools per tool holder | No. of tools per frame Part. No. 30-43436 |
|-----------|---------------|------------------------------|---|
| ISO-SK 30 | 30-51030 | 1 | 32 |
| ISO-SK 40 | 30-51040 | 1 | 32 |
| ISO-SK 50 | 30-51050 | 1 | 20 |
| HSK 32 | 30-51432 | 1 | 32 |
| HSK 40 | 30-51440 | 1 | 32 |
| HSK 50 | 30-51450 | 1 | 24 |
| HSK 63 | 30-51463 | 1 | 32 |
| HSK 80 | 30-51480 | 1 | 16 |
| HSK 100 | 30-51499 | 1 | 16 |
| CAPTO C4 | 30-51604 | 1 | 24 |
| CAPTO C5 | 30-51605 | 1 | 24 |
| CAPTO C6 | 30-51606 | 1 | 24 |
| CAPTO C8 | 30-51608 | 1 | 16 |
| VDI 20 | 30-51120 | 1 | 32 |
| VDI 30 | 30-51130 | 1 | 32 |
| VDI 40 | 30-51140 | 1 | 32 |
| VDI 50 | 30-51150 | 1 | 24 |
| VDI 60 | 30-51160 | 1 | 20 |
| 58 mm | 30-50058 | - | 32 |
| 65 mm | 30-50065 | - | 32 |
| 75 mm | 30-50075 | - | 28 |
| 87 mm | 30-50087 | - | 24 |
| 105 mm | 30-50105 | - | 20 |
| 120 mm | 30-50120 | - | 16 |




Series 15

36x36 Eh


Partitioning material




| For front height: | Part. No. |
|--------------------|-----------|
| 50 mm and higher | 07-30002 |
| 16 Troughs | 2-Trough |
| 38 Trough dividers | |




| For front height: | Part. No. |
|--------------------|-----------|
| 50 mm and higher | 07-30003 |
| 16 Troughs | 3-Trough |
| 51 Trough dividers | |




| For front height: | Part. No. |
|--------------------|-----------|
| 50 mm and higher | 07-30004 |
| 16 Troughs | 4-Trough |
| 64 Trough dividers | |



| For front height: | Part. No. |
|--------------------|-----------|
| 50 mm and higher | 07-30034 |
| 8 Troughs | 3-Trough |
| 16 Trough dividers | |
| 8 Troughs | 4-Trough |
| 24 Trough dividers | |




| For front height: | Part. No. |
|--------------------|-----------|
| 50 mm and higher | 07-30234 |
| 4 Troughs | 2-Trough |
| 10 Trough dividers | |
| 8 Troughs | 3-Trough |
| 20 Trough dividers | |
| 4 Troughs | 4-Trough |
| 30 Trough dividers | |




| For front height: | Part. No. |
|-------------------|-----------|
| 50 mm | 07-31105 |
| 75 mm | 07-31107 |
| 100-125 mm | 07-31110 |
| 32 Plastic boxes | 150x75 mm |




Standard examples:




| For front height: | Part. No. |
|-------------------|------------|
| 50 mm | 07-31205 |
| 75 mm | 07-31207 |
| 100-125 mm | 07-31210 |
| 16 Plastic boxes | 150x150 mm |




| For front height: | Part. No. |
|-------------------|------------|
| 50 mm | 07-31405 |
| 75 mm | 07-31407 |
| 100-125 mm | 07-31410 |
| 16 Plastic boxes | 150x75 mm |
| 8 Plastic boxes | 150x150 mm |




| For front height: | Part. No. |
|-------------------|------------|
| 50 mm | 07-31505 |
| 75 mm | 07-31507 |
| 16 Plastic boxes | 75x75 mm |
| 16 Plastic boxes | 150x75 mm |
| 4 Plastic boxes | 150x150 mm |



| For front height: | Part. No. |
|----------------------|-----------|
| 75 mm | 07-33107 |
| 100-125 mm | 07-33110 |
| 150-175 mm | 07-33115 |
| 200-250 mm | 07-33120 |
| 300-400 mm | 07-33130 |
| 2 Slotted partitions | 36 Eh |
| 3 Aluminium dividers | 12 Eh |



| For front height: | Part. No. |
|----------------------|-----------|
| 75 mm | 07-33207 |
| 100-125 mm | 07-33210 |
| 150-175 mm | 07-33215 |
| 200-250 mm | 07-33220 |
| 2 Slotted partitions | 36 Eh |
| 8 Aluminium dividers | 12 Eh |



| For front height: | Part. No. |
|-----------------------|-----------|
| 75 mm | 07-33307 |
| 100-125 mm | 07-33310 |
| 150-175 mm | 07-33315 |
| 200-250 mm | 07-33320 |
| 3 Slotted partitions | 36 Eh |
| 15 Aluminium dividers | 9 Eh |



Standard examples with slotted partitions are supplied with fixings



Series 16

36x27 Eh

Machine cabinets

Width: 717 mm - Depth: 595 mm



Machine cabinets with leaf doors
see page 157



Machine cabinets with sliding doors
see page 161



Partitioning material
see page 167



Standard colours:

RAL 5012 RAL 6011 RAL 7035 RAL 9010




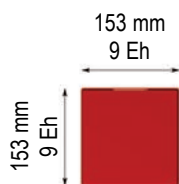
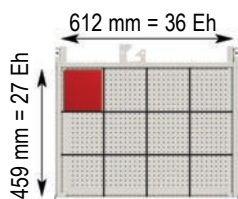
5-year Guarantee



For your safety all cabinets
must be anchored using
floor bolts



Fixing material
for cabinets
Part. No.
06-00030






Cabinet housing
with leaf doors

Made of high-quality sheet steel. Housing sides and bases are welded and painted with high resistance products, environmentally friendly. Available in one height only with sides slotted in increments of 25 mm to allow drawers and shelves to be adjusted accordingly. Equipped with central locking system, safety cylinder lock with 2 keys and single drawer opening system.

shelves to be adjusted accordingly. Equipped with central locking system, safety cylinder lock with 2 keys and single drawer opening system.

| Width mm | Depth mm | Height mm | Usable height mm | Part. No. |
|----------|----------|-----------|------------------|-----------------|
| 717 | 595 | 1000 | 900 | 16-31000 |

Colours: see colour chart at the bottom of the page



Upstand raised edges
on 3 sides

Made of high-quality steel

| Width mm | Depth mm | Height mm | Upstand with mat Part. No. | Smooth rubber mat Part. No. |
|----------|----------|-----------|----------------------------|-----------------------------|
| 717 | 595 | 20 | 16-30025 | - |
| 712 | 590 | 2 | - | 16-30022 |

Colour: Black



Perforated back panel

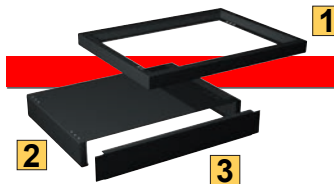
Made of high-quality steel

| Width mm | Height mm | Usable height mm | Part. No. |
|----------|-----------|------------------|-----------------|
| 717 | 1104 | 608 | 10-30100 |

Colour: Light grey RAL 7035



Hooks
see page 249




Cabinet bases

Made of high-quality steel

| | | Width mm | Depth mm | Height mm | Part. No. |
|----------|-------------|----------|----------|-----------|-----------------|
| 1 | Base plinth | 717 | 540 | 50 | 05-43505 |
| 1 | Base plinth | 717 | 540 | 130 | 05-43513 |
| 2 | Pallet base | 717 | 506 | 100 | 05-13510 |
| 3 | Cover plate | 717 | - | 100 | 05-33610 |

Colour: Black



Work surfaces for cabinets

| Width mm | Depth mm | Thickness mm | Plastic laminated Part. No. | Linoplex Part. No. |
|----------|----------|--------------|-----------------------------|--------------------|
| 717 | 600 | 30 | 11-30014 | 11-30016 |

Colour: Plastic laminated/Linoplex Light grey



Lower shelf

Made of high-quality steel

| Usable width mm | Usable depth mm | Height mm | Load capacity kg | Part. No. |
|-----------------|-----------------|-----------|------------------|-----------------|
| 651 | 465 | 55 | 50 | 11-30034 |

Colour: Light grey RAL 7035

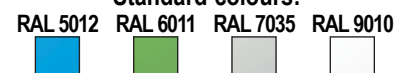


Partitioning material
see page 167



Load capacity is intended
for evenly distributed loads

Standard colours:





Series 16

36x27 Eh



S

T

Drawers

Made of high-quality sheet steel.

Available in two versions (simple or total extension) with steel roller bearings. All 4 drawer walls are slotted, for custom sub-division using partitioning material. All drawer handles are equipped with aluminium profiles, end caps and labelling strips.


| Front height mm | Usable height mm | Lateral height mm | Load capacity kg * | Part. No. |
|-----------------|------------------|-------------------|--------------------|-----------|
| 50 S | 36 | 33 | 60 | 11-33050 |
| 75 S | 61 | 52 | 80 | 11-33075 |
| 75 T | 54 | 52 | 200 | 11-33076 |
| 100 S | 86 | 77 | 100 | 11-33100 |
| 100 T | 79 | 77 | 200 | 11-33101 |
| 125 S | 111 | 77 | 100 | 11-33125 |
| 125 T | 104 | 77 | 200 | 11-33126 |
| 150 S | 136 | 127 | 100 | 11-33150 |
| 150 T | 129 | 127 | 200 | 11-33151 |
| 200 S | 186 | 177 | 100 | 11-33200 |
| 200 T | 179 | 177 | 200 | 11-33201 |
| 250 T | 229 | 177 | 200 | 11-33251 |
| 300 S | 286 | 277 | 100 | 11-33300 |
| 300 T | 279 | 277 | 200 | 11-33301 |

S = simple extension: 85 - 90% extension

T = total extension: 100% extension

* with load evenly distributed and at least one slotted divider in the middle

Colour: Light grey RAL 7035




Card insert and cellophane (spare part)

For drawers: 36 Eh

Part. No. 06-00365

Kit: 30 pieces



s

T

Retractable shelves


Made of high-quality sheet steel.

Available in two versions (simple or total extension) with steel roller bearings. Fitted with galvanised steel inserts ensuring a level surface. All retractable shelf handles are equipped with aluminium profiles, end caps and labelling strips.

| Usable width mm | Usable depth mm | Height mm | Extension % | Load capacity kg* | Part. No. |
|-----------------|-----------------|-----------|-------------|-------------------|-----------|
| 612 | 459 | 75 | 85 | 100 | 11-33984 |
| 612 | 459 | 75 | 100 | 200 | 11-33985 |

* with load evenly distributed

Colour: Light grey RAL 7035




Card insert and cellophane (spare part)

For drawers: 36 Eh

Part. No. 06-00365

Kit: 30 pieces



Adjustable shelf

Made of steel. Lateral supports included

| Usable width mm | Usable depth mm | Height mm | Load capacity kg | Part. No. |
|-----------------|-----------------|-----------|------------------|-----------|
| 658 | 467 | 35 | 70 | 33-52038 |

Colour: Light grey RAL 7035

Standard colours:

RAL 5012 RAL 6011 RAL 7035 RAL 9010



Standard examples:



05 06
75 S 75 T
75 S 75 T

RS S RS T

| Height: | Part. No. |
|---------|-------------|
| 1020 mm | 16-31000-05 |
| | 16-31000-06 |

2 Drawers
1 Retractable shelf
3-sided safety upstand with rubber mat



07 08
75 S 75 T

100 S 100 T
100 S 100 T
100 S 100 T

| Height: | Part. No. |
|---------|-------------|
| 1020 mm | 16-31000-07 |
| | 16-31000-08 |

4 Drawers
3-sided safety upstand with rubber mat



09 10
75 S 75 T
75 S 75 T

RS S RS T

RS S RS T

| Height: | Part. No. |
|---------|-------------|
| 1020 mm | 16-31000-09 |
| | 16-31000-10 |

2 Drawers
2 Retractable shelves
3-sided safety upstand with rubber mat



11 12
75 S 75 T

100 S 100 T

100 S 100 T

| Height: | Part. No. |
|---------|-------------|
| 1020 mm | 16-31000-11 |
| | 16-31000-12 |

3 Drawers
3-sided safety upstand with rubber mat



13 14
75 S 75 T
75 S 75 T
75 S 75 T

RS S RS T

| Height: | Part. No. |
|---------|-------------|
| 1020 mm | 16-31000-13 |
| | 16-31000-14 |

3 Drawers
1 Retractable shelf
3-sided safety upstand with rubber mat



17 18
75 S 75 T
75 S 75 T
75 S 75 T

RS S RS T

RS S RS T

| Height: | Part. No. |
|---------|-------------|
| 1020 mm | 16-31000-17 |
| | 16-31000-18 |





3 Drawers
2 Retractable shelves
3-sided safety upstand with rubber mat



Partitioning material
see page 167



Drawers:
S = load capacity:100 kg - extension 85-90%
T = load capacity:200 kg - extension 100%

Standard colours:
RAL 5012  RAL 6011  RAL 7035  RAL 9010 



Series 16

36x27 Eh

Standard examples:



21 22
75 S 75 T
75 S 75 T
75 S 75 T

75 S 75 T

| | |
|----------------|------------------|
| Height: | Part. No. |
| 1020 mm | 16-31000-21 |
| | 16-31000-22 |

4 Drawers
3-sided safety upstand with rubber mat



25 26
75 S 75 T
75 S 75 T
75 S 75 T
75 S 75 T

RS S RS T

| | |
|----------------|------------------|
| Height: | Part. No. |
| 1020 mm | 16-31000-25 |
| | 16-31000-26 |

4 Drawers
1 Retractable shelf
3-sided safety upstand with rubber mat



29 30
75 S 75 T
75 S 75 T
75 S 75 T
75 S 75 T

75 S 75 T

| | |
|----------------|------------------|
| Height: | Part. No. |
| 1020 mm | 16-31000-29 |
| | 16-31000-30 |

5 Drawers
3-sided safety upstand with rubber mat



33 34
75 S 75 T
75 S 75 T
75 S 75 T
75 S 75 T
75 S 75 T
75 S 75 T

| | |
|----------------|------------------|
| Height: | Part. No. |
| 1020 mm | 16-31000-33 |
| | 16-31000-34 |

6 Drawers
3-sided safety upstand with rubber mat



Tool holder frame for drawers
Made of steel

C Tool holder frame


| Width mm | Depth mm | Drawer Eh | No. of rows | Part. No. |
|----------|----------|-----------|-------------|-----------|
| 658 | 447 | 36x27 | 3 | 30-43336 |

Colour: Light grey RAL 7035

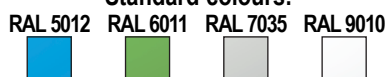
D Frame support, pair

| For taper length mm | Height mm | Depth 27 Eh Part. No. |
|---------------------|-----------|-----------------------|
| 80-160 | 135-165 | 30-43310 |
| 185-220 | 195-225 | 30-43317 |

Colour: Light grey RAL 7035



Standard colours:



160



Drawers:

S = load capacity:100 kg - extension 85-90%
T = load capacity:200 kg - extension 100%



Partitioning material see page 167




Cabinet housing
with sliding doors

Made of high-quality sheet steel. Housing sides and bases are welded and painted with high resistance products, environmentally friendly. Available in one height only with sides slotted in increments of 25 mm to allow drawers and shelves to be adjusted accordingly. Equipped with central locking system, safety cylinder lock with 2 keys.

| Width mm | Depth mm | Height mm | Usable height mm | Part. No. |
|----------|----------|-----------|------------------|-----------------|
| 1431 | 627 | 1000 | 875 | 16-51000 |

Colours: see colour chart at the bottom of the page




Perforated back panel
Made of high-quality steel

| Width mm | Height mm | Usable height mm | Part. No. |
|----------|-----------|------------------|-----------------|
| 1431 | 1104 | 608 | 10-70100 |

Colour: Light grey RAL 7035



Hooks
see page 249



Upstand raised edges on 3 sides

Made of high-quality steel

| Width mm | Depth mm | Height mm | Upstand with mat Part. No. | Smooth rubber mat Part. No. |
|----------|----------|-----------|----------------------------|-----------------------------|
| 1431 | 627 | 20 | 16-50025 | - |
| 1426 | 622 | 2 | - | 16-50022 |

Colour: Black




Cabinet bases

Made of high-quality steel

| | Width mm | Depth mm | Height mm | Part. No. |
|----------------------|----------|----------|-----------|-----------------|
| 2 Pallet base | 1431 | 560 | 100 | 05-23410 |
| 3 Cover plate | 1431 | - | 100 | 05-37810 |

Colour: Black



Work surfaces for cabinets

| Width mm | Depth mm | Thickness mm | Plastic laminated Part. No. | Linoplex Part. No. |
|----------|----------|--------------|-----------------------------|--------------------|
| 1431 | 650 | 30 | 16-50014 | 16-50016 |

Colour: Plastic laminated/Linoplex Light grey



Tool holders see page 166



Series 16

36x27 Eh



S

Drawers

T

Made of high-quality sheet steel. Available in two versions (simple or total extension) with steel roller bearings. All 4 drawer walls are slotted, for custom sub-division using partitioning material. All drawer handles are equipped with aluminium profiles, end caps and labelling strips.


| Front height mm | Usable height mm | Lateral height mm | Load capacity kg * | Part. No. |
|-----------------|------------------|-------------------|--------------------|-----------|
| 50 S | 36 | 33 | 60 | 11-33050 |
| 75 S | 61 | 52 | 80 | 11-33075 |
| 75 T | 54 | 52 | 200 | 11-33076 |
| 100 S | 86 | 77 | 100 | 11-33100 |
| 100 T | 79 | 77 | 200 | 11-33101 |
| 125 S | 111 | 77 | 100 | 11-33125 |
| 125 T | 104 | 77 | 200 | 11-33126 |
| 150 S | 136 | 127 | 100 | 11-33150 |
| 150 T | 129 | 127 | 200 | 11-33151 |
| 200 S | 186 | 177 | 100 | 11-33200 |
| 200 T | 179 | 177 | 200 | 11-33201 |
| 250 T | 229 | 177 | 200 | 11-33251 |
| 300 S | 286 | 277 | 100 | 11-33300 |
| 300 T | 279 | 277 | 200 | 11-33301 |

S = simple extension: 85 - 90% extension

T = total extension: 100% extension

* with load evenly distributed and at least one slotted divider in the middle

Colour: Light grey RAL 7035




Card insert and cellophane (spare part)

For drawers: 36 Eh

Part. No. 06-00365

Kit: 30 pieces



s

Retractable shelves


T

Made of high-quality sheet steel. Available in two versions (simple or total extension) with steel roller bearings. Fitted with galvanised steel inserts ensuring a level surface. All retractable shelf handles are equipped with aluminium profiles, end caps and labelling strips.

| Usable width mm | Usable depth mm | Height mm | Extension % | Load capacity kg* | Part. No. |
|-----------------|-----------------|-----------|-------------|-------------------|-----------|
| 612 | 459 | 75 | 85 | 100 | 11-33984 |
| 612 | 459 | 75 | 100 | 200 | 11-33985 |

* with load evenly distributed

Colour: Light grey RAL 7035




Card insert and cellophane (spare part)

For drawers: 36 Eh

Part. No. 06-00365

Kit: 30 pieces



Adjustable shelf

Made of steel. Lateral supports included

| Usable width mm | Usable depth mm | Height mm | Load capacity kg | Part. No. |
|-----------------|-----------------|-----------|------------------|-----------|
| 658 | 467 | 35 | 70 | 33-52038 |

Colour: Light grey RAL 7035

Standard colours:

RAL 5012 RAL 6011 RAL 7035 RAL 9010



Standard examples:



01 02
75 S 75 T
RS S RS T
RS S RS T
RS S RS T

Height: 1020 mm
Part. No. 16-51000-01
16-51000-02

2 Drawers
6 Retractable shelves
3-sided safety upstand with rubber mat



05 06
75 S 75 T
75 S 75 T
RS S RS T

Height: 1020 mm
Part. No. 16-51000-05
16-51000-06

4 Drawers
2 Retractable shelves
3-sided safety upstand with rubber mat



11 12
75 S 75 T
100 S 100 T
100 S 100 T
100 S 100 T

Height: 1020 mm
Part. No. 16-51000-11
16-51000-12

8 Drawers
3-sided safety upstand with rubber mat



13 14
75 S 75 T
75 S 75 T
75 S 75 T

Height: 1020 mm
Part. No. 16-51000-13
16-51000-14

6 Drawers
3-sided safety upstand with rubber mat



17 18
75 S 75 T
75 S 75 T
75 S 75 T
RS S RS T

Height: 1020 mm
Part. No. 16-51000-17
16-51000-18

6 Drawers
2 Retractable shelves
3-sided safety upstand with rubber mat



21 22
75 S 75 T
75 S 75 T
75 S 75 T
RS S RS T
RS S RS T

Height: 1020 mm
Part. No. 16-51000-21
16-51000-22





6 Drawers
4 Retractable shelves
3-sided safety upstand with rubber mat



Partitioning material
see page 167



Drawers:
S = load capacity: 100 kg - extension 85-90%
T = load capacity: 200 kg - extension 100%

Standard colours:
RAL 5012  RAL 6011  RAL 7035  RAL 9010 



Series 16

36x27 Eh

Standard examples:



23 24
75 S 75 T

100 S 100 T

100 S 100 T

| | |
|----------------|------------------|
| Height: | Part. No. |
| 1020 mm | 16-51000-23 |
| | 16-51000-24 |

6 Drawers
3-sided safety upstand with rubber mat



25 26
75 S 75 T

75 S 75 T

75 S 75 T

75 S 75 T

| | |
|----------------|------------------|
| Height: | Part. No. |
| 1020 mm | 16-51000-25 |
| | 16-51000-26 |

8 Drawers
3-sided safety upstand with rubber mat



29 30
75 S 75 T
75 S 75 T
75 S 75 T
75 S 75 T

RS S RS T

| | |
|----------------|------------------|
| Height: | Part. No. |
| 1020 mm | 16-51000-29 |
| | 16-51000-30 |

8 Drawers
2 Retractable shelves
3-sided safety upstand with rubber mat



33 34
75 S 75 T
75 S 75 T
75 S 75 T
75 S 75 T

75 S 75 T

75 S 75 T

| | |
|----------------|------------------|
| Height: | Part. No. |
| 1020 mm | 16-51000-33 |
| | 16-51000-34 |

10 Drawers
3-sided safety upstand with rubber mat



37 38
75 S 75 T

150 S 150 T

150 S 150 T

| | |
|----------------|------------------|
| Height: | Part. No. |
| 1020 mm | 16-51000-37 |
| | 16-51000-38 |

6 Drawers
3-sided safety upstand with rubber mat



40 41
75 S 75 T

75 S 75 T

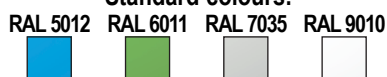
RS S RS T

RS S RS T

| | |
|----------------|------------------|
| Height: | Part. No. |
| 1020 mm | 16-51000-40 |
| | 16-51000-41 |


4 Drawers
4 Retractable shelves
3-sided safety upstand with rubber mat

Standard colours:



Drawers:

S = load capacity: 100 kg - extension 85-90%
T = load capacity: 200 kg - extension 100%



Partitioning material
see page 167



75 T
75 T
75 T
100 T

100 T

RS T

| Height: | Part. No. |
|--|--------------------|
| 1020 mm | |
| without Tool holders | 16-31000-71 |
| with 24 Tool holders ISO-SK30 | 16-31000-73 |
| with 24 Tool holders ISO-SK40 | 16-31000-74 |
| with 15 Tool holders ISO-SK50 | 16-31000-75 |
| with 18 Tool holders VDI 40 | 16-31000-76 |
| with 18 Tool holders HSK 50 | 16-31000-77 |
| with 18 Tool holders HSK 63 | 16-31000-78 |
| Fittings: | |
| 5 Drawers | |
| 1 Retractable shelf | |
| 1 Tool holder frame and supports | |
| 3-sided safety upstand with rubber mat | |



Tool holder frame for drawers
Made of steel

C Tool holder frame


| Width mm | Depth mm | Drawer Eh | No. of rows | Part. No. |
|----------|----------|-----------|-------------|-----------------|
| 658 | 447 | 36x27 | 3 | 30-43336 |

Colour: Light grey RAL 7035

D Frame support, pair

| For taper length mm | Height mm | Depth 27 Eh Part. No. |
|---------------------|-----------|-----------------------|
| 80-160 | 135-165 | 30-43310 |
| 185-220 | 195-225 | 30-43317 |

Colour: Light grey RAL 7035




75 T
75 T
75 T

100 T

RS T

| Height: | Part. No. |
|--|--------------------|
| 1020 mm | |
| without Tool holders | 16-51000-71 |
| with 48 Tool holders ISO-SK 30 | 16-51000-73 |
| with 48 Tool holders ISO-SK 40 | 16-51000-74 |
| with 30 Tool holders ISO-SK 50 | 16-51000-75 |
| with 36 Tool holders VDI 40 | 16-51000-76 |
| with 36 Tool holders HSK 50 | 16-51000-77 |
| with 36 Tool holders HSK 63 | 16-51000-78 |
| Fittings: | |
| 8 Drawers | |
| 2 Retractable shelves | |
| 2 Tool holder frames and supports | |
| 3-sided safety upstand with rubber mat | |



Tool holders see page 166



Series 16

36x27 Eh

Tool holders




| Tool type | RED Part. No. | No. of tools per tool holder | No. of tools per frame Part. No. 30-43336 |
|-----------|---------------|------------------------------|---|
| ISO-SK 30 | 30-51030 | 1 | 24 |
| ISO-SK 40 | 30-51040 | 1 | 24 |
| ISO-SK 50 | 30-51050 | 1 | 15 |
| HSK 32 | 30-51432 | 1 | 24 |
| HSK 40 | 30-51440 | 1 | 24 |
| HSK 50 | 30-51450 | 1 | 18 |
| HSK 63 | 30-51463 | 1 | 24 |
| HSK 80 | 30-51480 | 1 | 12 |
| HSK 100 | 30-51499 | 1 | 12 |
| CAPTO C4 | 30-51604 | 1 | 18 |
| CAPTO C5 | 30-51605 | 1 | 18 |
| CAPTO C6 | 30-51606 | 1 | 18 |
| CAPTO C8 | 30-51608 | 1 | 12 |
| VDI 20 | 30-51120 | 1 | 24 |
| VDI 30 | 30-51130 | 1 | 24 |
| VDI 40 | 30-51140 | 1 | 24 |
| VDI 50 | 30-51150 | 1 | 18 |
| VDI 60 | 30-51160 | 1 | 15 |
| 58 mm | 30-50058 | - | 24 |
| 65 mm | 30-50065 | - | 24 |
| 75 mm | 30-50075 | - | 21 |
| 87 mm | 30-50087 | - | 18 |
| 105 mm | 30-50105 | - | 15 |
| 120 mm | 30-50120 | - | 12 |






Standard examples:


Partitioning material




| For front height: | Part. No. |
|--------------------|-----------|
| 50 mm and higher | 07-20004 |
| 12 Troughs | 4-Trough |
| 50 Trough dividers | |




| For front height: | Part. No. |
|--------------------|-----------|
| 50 mm and higher | 08-30023 |
| 6 Troughs | 2-Trough |
| 10 Trough dividers | |
| 6 Troughs | 3-Trough |
| 20 Trough dividers | |




| For front height: | Part. No. |
|--------------------|-----------|
| 50 mm and higher | 08-30034 |
| 3 Troughs | 3-Trough |
| 12 Trough dividers | |
| 9 Troughs | 4-Trough |
| 36 Trough dividers | |




| For front height: | Part. No. |
|-------------------|------------|
| 50 mm | 07-21405 |
| 75 mm | 07-21407 |
| 100-125 mm | 07-21410 |
| 12 Plastic boxes | 150x75 mm |
| 6 Plastic boxes | 150x150 mm |




| For front height: | Part. No. |
|-------------------|------------|
| 50 mm | 07-21505 |
| 75 mm | 07-21507 |
| 16 Plastic boxes | 75x75 mm |
| 8 Plastic boxes | 150x75 mm |
| 4 Plastic boxes | 150x150 mm |



| For front height: | Part. No. |
|----------------------|-----------|
| 50 mm | 08-33305 |
| 75 mm | 08-33307 |
| 100-125 mm | 08-33310 |
| 150 mm | 08-33315 |
| 3 Slotted partitions | 27 Eh |
| 8 Aluminium dividers | 9 Eh |



| For front height: | Part. No. |
|-----------------------|-----------|
| 50 mm | 08-33505 |
| 75 mm | 08-33507 |
| 100-125 mm | 08-33510 |
| 150 mm | 08-33515 |
| 5 Slotted partitions | 27 Eh |
| 18 Aluminium dividers | 6 Eh |



| For front height: | Part. No. |
|--------------------|-----------|
| 50 mm | 08-38205 |
| 75 mm | 08-38207 |
| 100-125 mm | 08-38210 |
| 150 mm | 08-38215 |
| 200-250 mm | 08-38220 |
| 2 Plain partitions | 27 Eh |



Details of partitioning material on page 112



Label holders not included



Standard examples with slotted partitions are supplied with fixings