



**FAMEPLA** 

WORKSPACE STORAGE EQUIPMENT



A leading manufacturer of metal workshop furniture Famepla was established in 1998 and is based in Pieve del Grappa, Italy. The manufacturing process is managed inhouse so that each phase is controlled ensuring the quality of our products achieve a guaranteed consistency. Thanks to the experience gained over the years, Famepla is a company capable of fulfilling the needs of a wide range of customers and sectors: engineering, military, education, aerospace, transport, automotive, medical and heritage.

All products are assembled every day at our production site and are designed to meet the needs of a very wide range of users. Design and creativity is combined with a focus on health and safety supporting our clients achieve their goals around the world.

Our product range includes more than 30,000 items of which more than 300 are available in stock with a rapid delivery. We are present worldwide through an extensive sales network where our clients are served directly or through our partners and authorised dealers.

# WHY CHOOSE FAMEPLA?

## QUALITY

Famepla manufactures and supplies industrial furniture for industries and warehouses all over the world. Our high-quality product range includes storage cabinets, cupboards & lockers, workstations, CNC tool storage and transportation, shelving and plastic container storage solutions. The quality of our products is guaranteed by the professionalism and experience of our team with a complete MADE IN ITALY process.

## FAST DELIVERIES

At Famepla quality and fast delivery count and have always been our strength. As of today, an eXPress selection, featuring a range of ready-in-stock products, is added to this catalogue. Just look for the 'S' at the front of our part numbers. You won't find any better.

## CUSTOMISATION

We offer versatile, integrated solutions based on the specific needs of each customer. A team of designers and technicians with 20 years' experience is at your disposal to offer you the best possible solution.

## GREEN SINCE THE BEGINNING

We strongly believe that a major part of sustainability includes the longevity of a product. Our products are made to last so there is less waste in the long run. We are also very concerned about the source of materials and we only collaborate with certified suppliers that perfectly fit our way of working.



# OUR COLOURS

The colour combinations are mixed directly in our factory, which allows us to achieve high quality standards. In addition to our standard colours, the chosen product can be produced in any desired colour.


## STANDARD COLOURS



**RAL 5012**  
LIGHT BLUE



**RAL 7035**  
LIGHT GREY



**RAL 7035**  
LIGHT GREY  
**RAL 7016**  
ANTHRACITE GREY



**RAL 7035**  
LIGHT GREY  
**RAL 5005**  
SIGNAL BLUE



**RAL 7035**  
LIGHT GREY  
**RAL 5012**  
LIGHT BLUE



**RAL 7035**  
LIGHT GREY  
**RAL 3003**  
RUBY RED

## MORE COLOURS



**RAL 7016**  
ANTHRACITE GREY



**RAL 5005**  
SIGNAL BLUE



**RAL 3003**  
RUBY RED



**RAL 9005**  
JET BLACK



**RAL 3000**  
FLAME RED



**RAL 5023**  
DUSTANT BLUE



**RAL 4006**  
TRAFFIC PURPLE



**RAL 6011**  
RESEDA GREEN



**RAL 1021**  
COLZA YELLOW



**RAL 2004**  
PURE ORANGE

# INDEX

## 01 STORAGE CABINETS

Drawer cabinets	8
18x27 Eh - 413x572mm	18
18x36 Eh - 413x725mm	20
27x27 Eh - 564x572mm	22
27x36 Eh - 564x725mm	24
36x27 Eh - 717x572mm	26
36x36 Eh - 717x725mm	28
45x27 Eh - 870x572mm	30
45x36 Eh - 870x725mm	31
54x27 Eh - 1023x572mm	32
54x36 Eh - 1023x725mm	34
64x27 Eh - 1193x572mm	36
64x36 Eh - 1193x725mm	37
78x27 Eh - 1431x572mm	38
78x36 Eh - 1431x725mm	39
Accessories	40
Mobile toolboxes	44

## 02 CUPBOARDS & LOCKERS

Hinged doors	48
Sliding doors	54
Storage lockers	60

## **03 WORKSTATIONS**

Workbenches	64
Storage workbenches	82
Automotive	88
Cantilever workbenches	96
Perforated back panels	100
Computer cabinets	114

## **04 CNC TOOL STORAGE**

Transport & Storage	120
---------------------	-----

## **05 SHELVING**

Jumbo Series	130
Adjustable shelving	136
Shelving with drawers	142

## **06 CONTAINERS**

Unibox Series	150
Trolleys & Shelving	158

---

# DRAWER CABINETS

Manufactured from high quality steel they are available in a wide range of size, colour and finish options to suit all various domestic, commercial and industrial environments allowing the user to create immediate and identifiable super high-density storage locations.

- Anti tilt locking mechanism
- Drawer loads up to 200kg with full or partial drawer extension
- Partitioning material creates an organised and controlled drawer layout
- Upgrade options - wheels, plinths, shelves, doors, worktops and perfo panels



## **PERSONALISE YOUR DRAWER CABINETS**

Scan the QR code and download the dedicated section to discover more modules and combinations.





# 01

## STORAGE CABINETS

# DRAWER CABINETS

		413x572mm	564x572mm	717x572mm	870x572mm	1023x572mm	1193x572mm	1431x572mm
H	Usable H	18x27 Eh	27x27 Eh	36x27 Eh	45x27 Eh	54x27 Eh	64x27 Eh	78x27 Eh
283	200	-	11-20280/XX	-	-	-	-	-
383	300	11-10380/XX	11-20380/XX	-	-	-	-	-
533	450	11-10530/XX	11-20530/XX	-	-	-	-	-
550	450	-	-	11-30550/XX	-	11-50550/XX	-	-
650	550	-	11-20650/XX	-	-	-	-	-
700	600	11-10700/XX	11-20700/XX	11-30700/XX	11-40700/XX	11-50700/XX	11-60700/XX	11-70700/XX
800	700	-	11-20800/XX	-	-	-	-	-
850	750	-	11-20850/XX	11-30850/XX	11-40850/XX	11-50850/XX	-	-
1000	900	-	11-21000/XX	11-31000/XX	11-41000/XX	11-51000/XX	11-61000/XX	11-71000/XX
1325	1225	-	-	-	-	-	11-61320/XX	11-71320/XX
1450	1350	-	-	11-31450/XX	11-41450/XX	11-51450/XX	11-61450/XX	11-71450/XX
1625	1525	-	-	-	-	-	-	-

### Static cabinet 27 Eh

H	Usable H	18x27 Eh	27x27 Eh	36x27 Eh	45x27 Eh	54x27 Eh	64x27 Eh	78x27 Eh
705	450	11-19540/XX	11-29540/XX	-	-	-	-	-
822	550	-	11-29660/XX	-	-	-	-	-
872	600	11-19710/XX	11-29710/XX	11-39710/XX	11-49710/XX	11-59710/XX	11-69710/XX	11-79710/XX
972	700	-	11-29810/XX	-	-	-	-	-
1022	750	-	11-29860/XX	11-39860/XX	11-49860/XX	11-59860/XX	11-69860/XX	11-79860/XX
1172	900	-	11-29910/XX	11-39910/XX	11-49910/XX	11-59910/XX	11-69910/XX	11-79910/XX

### Mobile cabinet 27 Eh

2 Fixed and 2 swivel braked polyurethane castors Ø100mm, with handle.  
Load capacity: 360kg

H	Usable H	18x27 Eh	27x27 Eh	36x27 Eh	45x27 Eh	54x27 Eh	64x27 Eh	78x27 Eh
762	450	11-19550/XX	11-29550/XX	-	-	-	-	-
879	550	-	11-29670/XX	-	-	-	-	-
929	600	11-19720/XX	11-29720/XX	11-39720/XX	11-49720/XX	11-59720/XX	11-69720/XX	11-79720/XX
1029	700	-	11-29820/XX	-	-	-	-	-
1079	750	-	11-29870/XX	11-39870/XX	11-49870/XX	11-59870/XX	11-69870/XX	11-79870/XX
1229	900	-	11-29920/XX	11-39920/XX	11-49920/XX	11-59920/XX	11-69920/XX	11-79920/XX

### Mobile cabinet 27 Eh

2 Fixed and 2 swivel braked polyurethane castors Ø150mm, with handle.  
Load capacity: 600kg



**CABINET HOUSING  
GUARANTEE 10 YEARS**

		413x725mm	564x725mm	717x725mm	870x725mm	1023x725mm	1193x725mm	1431x725mm
H	Usable H	18x36 Eh	27x36 Eh	36x36 Eh	45x36 Eh	54x36 Eh	64x36 Eh	78x36 Eh
283	200	-	10-20280/XX	-	-	-	-	-
383	300	10-10380/XX	10-20380/XX	-	-	-	-	-
533	450	10-10530/XX	10-20530/XX	-	-	-	-	-
550	450	-	-	-	-	-	-	-
650	550	-	10-20650/XX	-	-	-	-	-
700	600	10-10700/XX	10-20700/XX	10-30700/XX	10-40700/XX	10-50700/XX	10-60700/XX	10-70700/XX
800	700	-	10-20800/XX	10-30800/XX	-	-	-	-
850	750	-	10-20850/XX	10-30850/XX	10-40850/XX	10-50850/XX	-	-
1000	900	-	10-21000/XX	10-31000/XX	10-41000/XX	10-51000/XX	10-61000/XX	10-71000/XX
1325	1225	-	-	10-31320/XX	-	-	10-61320/XX	10-71320/XX
1450	1350	-	-	10-31450/XX	10-41450/XX	10-51450/XX	10-61450/XX	10-71450/XX
1625	1525	-	-	10-31620/XX	-	-	-	-

#### Static cabinet 36 Eh

H	Usable H	18x36 Eh	27x36 Eh	36x36 Eh	45x36 Eh	54x36 Eh	64x36 Eh	78x36 Eh
705	450	10-19540/XX	10-29540/XX	-	-	-	-	-
822	550	-	10-29660/XX	-	-	-	-	-
872	600	10-19710/XX	10-29710/XX	10-39710/XX	10-49710/XX	10-59710/XX	10-69710/XX	10-79710/XX
972	700	-	10-29810/XX	10-39810/XX	-	-	-	-
1022	750	-	10-29860/XX	10-39860/XX	10-49860/XX	10-59860/XX	10-69860/XX	10-79860/XX
1172	900	-	10-29910/XX	10-39910/XX	10-49910/XX	10-59910/XX	10-69910/XX	10-79910/XX

#### Mobile cabinet 36 Eh

2 Fixed and 2 swivel braked polyurethane castors Ø100mm, with handle.  
Load capacity: 360kg

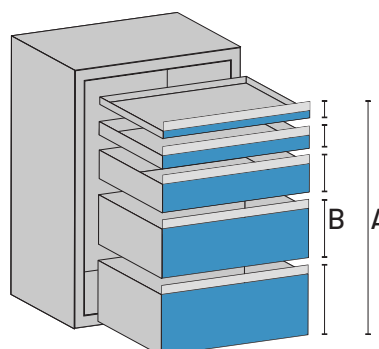
H	Usable H	18x36 Eh	27x36 Eh	36x36 Eh	45x36 Eh	54x36 Eh	64x36 Eh	78x36 Eh
762	450	10-19550/XX	10-29550/XX	-	-	-	-	-
879	550	-	10-29670/XX	-	-	-	-	-
929	600	10-19720/XX	10-29720/XX	10-39720/XX	10-49720/XX	10-59720/XX	10-69720/XX	10-79720/XX
1029	700	-	10-29820/XX	10-39820/XX	-	-	-	-
1079	750	-	10-29870/XX	10-39870/XX	10-49870/XX	10-59870/XX	10-69870/XX	10-79870/XX
1229	900	-	10-29920/XX	10-39920/XX	10-49920/XX	10-59920/XX	10-69920/XX	10-79920/XX

#### Mobile cabinet 36 Eh

2 Fixed and 2 swivel braked polyurethane castors Ø150mm, with handle.  
Load capacity: 600kg


## Usable height

When selecting drawers, the usable height of the cabinet housing defines the size. The sum of the drawer front heights (B) must be equal to the usable height (A).




## STORAGE CABINETS

# DRAWER CABINETS

H	Usable H		306x459mm	459x459mm	612x459mm	765x459mm	918x459mm	1088x459mm	1326x459mm
			18x27 Eh	27x27 Eh	36x27 Eh	45x27 Eh	54x27 Eh	64x27 Eh	78x27 Eh
50	36	S	11-13050/XX	11-23050/XX	11-33050/XX	11-43050/XX	11-53050/XX	-	-
75	61	S	11-13075/XX	11-23075/XX	11-33075/XX	11-43075/XX	11-53075/XX	-	-
75	54	T	11-13076/XX	11-23076/XX	11-33076/XX	11-43076/XX	11-53076/XX	11-63076/XX	11-73076/XX
100	86	S	11-13100/XX	11-23100/XX	11-33100/XX	11-43100/XX	11-53100/XX	-	-
100	79	T	11-13101/XX	11-23101/XX	11-33101/XX	11-43101/XX	11-53101/XX	11-63101/XX	11-73101/XX
125	111	S	11-13125/XX	11-23125/XX	11-33125/XX	11-43125/XX	11-53125/XX	-	-
125	104	T	11-13126/XX	11-23126/XX	11-33126/XX	11-43126/XX	11-53126/XX	11-63126/XX	11-73126/XX
150	136	S	11-13150/XX	11-23150/XX	11-33150/XX	11-43150/XX	11-53150/XX	-	-
150	129	T	11-13151/XX	11-23151/XX	11-33151/XX	11-43151/XX	11-53151/XX	11-63151/XX	11-73151/XX
175	154	T	-	-	-	-	-	-	-
200	186	S	11-13200/XX	11-23200/XX	11-33200/XX	11-43200/XX	11-53200/XX	-	-
200	179	T	11-13201/XX	11-23201/XX	11-33201/XX	11-43201/XX	11-53201/XX	11-63201/XX	11-73201/XX
250	229	T	11-13251/XX	11-23251/XX	11-33251/XX	11-43251/XX	11-53251/XX	11-63251/XX	11-73251/XX
300	286	S	11-13300/XX	11-23300/XX	11-33300/XX	11-43300/XX	11-53300/XX	-	-
300	279	T	11-13301/XX	11-23301/XX	11-33301/XX	11-43301/XX	11-53301/XX	11-63301/XX	11-73301/XX

### Drawer for static cabinet 27 Eh

H	Lateral H		18x27 Eh	27x27 Eh	36x27 Eh	45x27 Eh	54x27 Eh	64x27 Eh	78x27 Eh
			50	33	S	60	60	60	60
75	52	S	100	100	100	100	100	-	-
75	52	T	100	200	200	200	200	150	150
100	77	S	100	100	100	100	100	-	-
100	77	T	100	200	200	200	200	150	150
125	77	S	100	100	100	100	100	-	-
125	77	T	100	200	200	200	200	150	150
150	127	S	100	100	100	100	100	-	-
150	127	T	100	200	200	200	200	150	150
175	127	T	-	-	-	-	-	-	-
200	177	S	100	100	100	100	100	-	-
200	177	T	100	200	200	200	200	150	150
250	177	T	100	200	200	200	200	150	150
300	277	S	100	100	100	100	100	-	-
300	277	T	100	200	200	200	200	150	150


### Load capacity (kg) - Drawer for static cabinet 27 Eh




**DRAWER  
10 YEARS GUARANTEE**



**GUIDE RAILS  
LIFE TIME GUARANTEE**

H	Usable H		306x612mm	612x612mm	612x612mm	765x612mm	918x612mm	1088x612mm	1326x612mm
			18x36 Eh	27x36 Eh	36x36 Eh	45x36 Eh	54x36 Eh	64x36 Eh	78x36 Eh
50	36	S	10-13050/XX	10-23050/XX	10-33050/XX	10-43050/XX	10-53050/XX	-	-
75	61	S	10-13075/XX	10-23075/XX	10-33075/XX	10-43075/XX	10-53075/XX	-	-
75	54	T	10-13076/XX	10-23076/XX	10-33076/XX	10-43076/XX	10-53076/XX	10-63076/XX	10-73076/XX
100	86	S	10-13100/XX	10-23100/XX	10-33100/XX	10-43100/XX	10-53100/XX	-	-
100	79	T	10-13101/XX	10-23101/XX	10-33101/XX	10-43101/XX	10-53101/XX	10-63101/XX	10-73101/XX
125	111	S	10-13125/XX	10-23125/XX	10-33125/XX	10-43125/XX	10-53125/XX	-	-
125	104	T	10-13126/XX	10-23126/XX	10-33126/XX	10-43126/XX	10-53126/XX	10-63126/XX	10-73126/XX
150	136	S	10-13150/XX	10-23150/XX	10-33150/XX	10-43150/XX	10-53150/XX	-	-
150	129	T	10-13151/XX	10-23151/XX	10-33151/XX	10-43151/XX	10-53151/XX	10-63151/XX	10-73151/XX
175	154	T	-	-	10-33176/XX	-	-	-	-
200	186	S	10-13200/XX	10-23200/XX	10-33200/XX	10-43200/XX	10-53200/XX	-	-
200	179	T	10-13201/XX	10-23201/XX	10-33201/XX	10-43201/XX	10-53201/XX	10-63201/XX	10-73201/XX
250	229	T	10-13251/XX	10-23251/XX	10-33251/XX	10-43251/XX	10-53251/XX	10-63251/XX	10-73251/XX
300	286	S	10-13300/XX	10-23300/XX	10-33300/XX	10-43300/XX	10-53300/XX	-	-
300	279	T	10-13301/XX	10-23301/XX	10-33301/XX	10-43301/XX	10-53301/XX	10-63301/XX	10-73301/XX

#### Drawer for static cabinet 36 Eh

H	Lateral H		18x36 Eh	27x36 Eh	36x36 Eh	45x36 Eh	54x36 Eh	64x36 Eh	78x36 Eh
			50	33	S	60	60	60	60
75	52	S	100	100	100	100	100	-	-
75	52	T	100	200	200	200	200	150	150
100	77	S	100	100	100	100	100	-	-
100	77	T	100	200	200	200	200	150	150
125	77	S	100	100	100	100	100	-	-
125	77	T	100	200	200	200	200	150	150
150	127	S	100	100	100	100	100	-	-
150	127	T	100	200	200	200	200	150	150
175	127	T	-	-	200	-	-	-	-
200	177	S	100	100	100	100	100	-	-
200	177	T	100	200	200	200	200	150	150
250	177	T	100	200	200	200	200	150	150
300	277	S	100	100	100	100	100	-	-
300	277	T	100	200	200	200	200	150	150

#### Load capacity (kg) - Drawer for static cabinet 36 Eh

## Simple extension - S


The drawers flow on quiet and low friction steel guide runners 3mm thick, with sealed steel roller bearings producing 75-90% drawer extension. Maximum load: 100kg.

Depth 27 Eh: 75-80%  
Depth 36 Eh: 80-90%




## STORAGE CABINETS

# DRAWER CABINETS

H	Usable H		306x459mm	459x459mm	612x459mm	765x459mm	918x459mm	1088x459mm	1326x459mm
			18x27 Eh	27x27 Eh	36x27 Eh	45x27 Eh	54x27 Eh	64x27 Eh	78x27 Eh
50	36	S	11-13052/XX	11-23052/XX	11-33052/XX	11-43052/XX	11-53052/XX	-	-
75	61	S	11-13077/XX	11-23077/XX	11-33077/XX	11-43077/XX	11-53077/XX	-	-
75	54	T	11-13078/XX	11-23078/XX	11-33078/XX	11-43078/XX	11-53078/XX	11-63078/XX	11-73078/XX
100	86	S	11-13102/XX	11-23102/XX	11-33102/XX	11-43102/XX	11-53102/XX	-	-
100	79	T	11-13103/XX	11-23103/XX	11-33103/XX	11-43103/XX	11-53103/XX	11-63103/XX	11-73103/XX
125	111	S	11-13127/XX	11-23127/XX	11-33127/XX	11-43127/XX	11-53127/XX	-	-
125	104	T	11-13128/XX	11-23128/XX	11-33128/XX	11-43128/XX	11-53128/XX	11-63128/XX	11-73128/XX
150	136	S	11-13152/XX	11-23152/XX	11-33152/XX	11-43152/XX	11-53152/XX	-	-
150	129	T	11-13153/XX	11-23153/XX	11-33153/XX	11-43153/XX	11-53153/XX	11-63153/XX	11-73153/XX
175	154	T	-	-	-	-	-	-	-
200	186	S	11-13202/XX	11-23202/XX	11-33202/XX	11-43202/XX	11-53202/XX	-	-
200	179	T	11-13203/XX	11-23203/XX	11-33203/XX	11-43203/XX	11-53203/XX	11-63203/XX	11-73203/XX
250	229	T	11-13253/XX	11-23253/XX	11-33253/XX	11-43253/XX	11-53253/XX	11-63253/XX	11-73253/XX
300	286	S	11-13302/XX	11-23302/XX	11-33302/XX	11-43302/XX	11-53302/XX	-	-
300	279	T	11-13303/XX	11-23303/XX	11-33303/XX	11-43303/XX	11-53303/XX	11-63303/XX	11-73303/XX

### Drawer for mobile cabinet 27 Eh

H	Lateral H		18x27 Eh	27x27 Eh	36x27 Eh	45x27 Eh	54x27 Eh	64x27 Eh	78x27 Eh
			50	33	S	60	60	60	60
75	52	S	100	100	100	100	100	-	-
75	52	T	100	200	200	200	200	150	150
100	77	S	100	100	100	100	100	-	-
100	77	T	100	200	200	200	200	150	150
125	77	S	100	100	100	100	100	-	-
125	77	T	100	200	200	200	200	150	150
150	127	S	100	100	100	100	100	-	-
150	127	T	100	200	200	200	200	150	150
175	127	T	-	-	-	-	-	-	-
200	177	S	100	100	100	100	100	-	-
200	177	T	100	200	200	200	200	150	150
250	177	T	100	200	200	200	200	150	150
300	277	S	100	100	100	100	100	-	-
300	277	T	100	200	200	200	200	150	150

### Load capacity (kg) - Drawer for mobile cabinet 27 Eh




**DRAWER  
10 YEARS GUARANTEE**




**DRAWER SLIDES AND  
GUIDE RAILS  
LIFE TIME GUARANTEE**



H	Usable H		306x612mm 18x36 Eh	612x612mm 27x36 Eh	612x612mm 36x36 Eh	765x612mm 45x36 Eh	918x612mm 54x36 Eh	1088x612mm 64x36 Eh	1326x612mm 78x36 Eh
50	36	S	10-13052/XX	10-23052/XX	10-33052/XX	10-43052/XX	10-53052/XX	-	-
75	61	S	10-13077/XX	10-23077/XX	10-33077/XX	10-43077/XX	10-53077/XX	-	-
75	54	T	10-13078/XX	10-23078/XX	10-33078/XX	10-43078/XX	10-53078/XX	10-63078/XX	10-73078/XX
100	86	S	10-13102/XX	10-23102/XX	10-33102/XX	10-43102/XX	10-53102/XX	-	-
100	79	T	10-13103/XX	10-23103/XX	10-33103/XX	10-43103/XX	10-53103/XX	10-63103/XX	10-73103/XX
125	111	S	10-13127/XX	10-23127/XX	10-33127/XX	10-43127/XX	10-53127/XX	-	-
125	104	T	10-13128/XX	10-23128/XX	10-33128/XX	10-43128/XX	10-53128/XX	10-63128/XX	10-73128/XX
150	136	S	10-13152/XX	10-23152/XX	10-33152/XX	10-43152/XX	10-53152/XX	-	-
150	129	T	10-13153/XX	10-23153/XX	10-33153/XX	10-43153/XX	10-53153/XX	10-63153/XX	10-73153/XX
175	154	T	-	-	10-33178/XX	-	-	-	-
200	186	S	10-13202/XX	10-23202/XX	10-33202/XX	10-43202/XX	10-53202/XX	-	-
200	179	T	10-13203/XX	10-23203/XX	10-33203/XX	10-43203/XX	10-53203/XX	10-63203/XX	10-73203/XX
250	229	T	10-13253/XX	10-23253/XX	10-33253/XX	10-43253/XX	10-53253/XX	10-63253/XX	10-73253/XX
300	286	S	10-13302/XX	10-23302/XX	10-33302/XX	10-43302/XX	10-53302/XX	-	-
300	279	T	10-13303/XX	10-23303/XX	10-33303/XX	10-43303/XX	10-53303/XX	10-63303/XX	10-73303/XX

#### Drawer for mobile cabinet 36 Eh

H	Lateral H		18x36 Eh	27x36 Eh	36x36 Eh	45x36 Eh	54x36 Eh	64x36 Eh	78x36 Eh
50	33	S	60	60	60	60	60	-	-
75	52	S	100	100	100	100	100	-	-
75	52	T	100	200	200	200	200	150	150
100	77	S	100	100	100	100	100	-	-
100	77	T	100	200	200	200	200	150	150
125	77	S	100	100	100	100	100	-	-
125	77	T	100	200	200	200	200	150	150
150	127	S	100	100	100	100	100	-	-
150	127	T	100	200	200	200	200	150	150
175	127	T	-	-	-	-	-	-	-
200	177	S	100	100	100	100	100	-	-
200	177	T	100	200	200	200	200	150	150
250	177	T	100	200	200	200	200	150	150
300	277	S	100	100	100	100	100	-	-
300	277	T	100	200	200	200	200	150	150


#### Load capacity (kg) - Drawer for mobile cabinet 36 Eh

## Full extension - T

A sliding carriage ensures the drawers flow smoothly on the low friction steel guide runners 3mm thick, with sealed steel roller bearings producing 100% drawer extension. Max. load: 200kg.



# DRAWER CABINETS





Part. No.	W	D	H	
S111-31000-32/XX	717	572	1000	10

### Cabinet 36x27 Eh with partitioning material

Cabinet 1000mm h with 10 drawers 36x27 Eh  
 Drawer front H:  
 4x75mm - Extension: 100% - Load capacity: 200kg  
 6x100mm - Extension: 100% - Load capacity: 200kg

Partitioning material (See page 27):  
 4x Slotted partition (75mm) - S08-33307  
 4x Slotted partition (100mm) - S08-33310  
 2x Anti-slip perforated mat - S04-30834-04



Part. No.	W	D	H	
S110-31000-03/XX	717	725	1000	7

### Cabinet 36x36 Eh with partitioning material

Cabinet 1000mm h with 7 drawers 36x36 Eh  
 Drawer front H:  
 2x75mm - Extension: 90% - Load capacity: 100kg  
 1x100mm - Extension: 80% - Load capacity: 100kg  
 3x150mm - Extension: 80% - Load capacity: 100kg  
 1x200mm - Extension: 80% - Load capacity: 100kg

Partitioning material (See page 29):  
 1x Plastic box (75mm) - S07-31407  
 1x Trough (50mm) - S07-30234  
 1x Slotted partition (100mm) - S07-33110  
 3x Slotted partition (150mm) - S07-33115  
 1x Anti-slip perforated mat - S04-30844-04




Part. No.	W	D	H	
S111-40850-16/XX	870	572	850	7


### Cabinet 45x27 Eh with partitioning material

Cabinet 850mm h with 7 drawers 45x27 Eh  
 Drawer front H:  
 2x75mm - Extension: 100% - Load capacity: 200kg  
 2x100mm - Extension: 100% - Load capacity: 200kg  
 2x125mm - Extension: 100% - Load capacity: 200kg  
 1x150mm - Extension: 100% - Load capacity: 200kg

Partitioning material (See page 30):  
 2x Slotted partition (75mm) - S08-43307  
 2x Slotted partition (100mm) - S08-43310  
 3x Anti-slip perforated mat - S04-30855-04







Part. No.	W	D	H	
S110-41000-46/XX	870	725	1000	8

#### Cabinet 45x36 Eh with partitioning material

Cabinet 1000mm h with 8 drawers 45x36 Eh

Drawer front H:

2x75mm - Extension: 100% - Load capacity: 200kg

4x100mm - Extension: 100% - Load capacity: 200kg

1x150mm - Extension: 100% - Load capacity: 200kg



1x200mm - Extension: 100% - Load capacity: 200kg


Partitioning material (See page 31):

2x Slotted partition (75mm) - S07-43307

4x Slotted partition (100mm) - S07-43310

2x Anti-slip perforated mat - S04-30854-04



Part. No.	W	D	H	
S111-51000-32/XX	1023	572	1000	10

#### Cabinet 54x27 Eh with partitioning material

Cabinet 1000mm h with 10 drawers 54x27 Eh

Drawer front H:

4x75mm - Extension: 100% - Load capacity: 200kg

6x100mm - Extension: 100% - Load capacity: 200kg

Partitioning material (See page 33):



1x Plastic box (75mm) - S08-51407


1x Trough (75mm) - S08-50234

2x Slotted partition (75mm) - S08-53507

4x Slotted partition (100mm) - S08-53510

2x Anti-slip perforated mat - S04-30864-04



Part. No.	W	D	H	
S110-51000-06/XX	1023	725	1000	7

#### Cabinet 54x36 Eh with partitioning material

Cabinet 1000mm h with 7 drawers 54x36 Eh

Drawer front H:

2x75mm - Extension: 100% - Load capacity: 200kg

1x100mm - Extension: 100% - Load capacity: 200kg

3x150mm - Extension: 100% - Load capacity: 200kg

1x200mm - Extension: 100% - Load capacity: 200kg

Partitioning material (See page 35):

1x Plastic box (75mm) - S07-51507

1x Plastic box (75mm) - S07-51207

1x Slotted partition (100mm) - S07-53410

3x Slotted partition (150mm) - S07-53415

1x Anti-slip perforated mat - S04-30874-04



# STORAGE CABINETS

## 18x27 Eh - 413x572mm



13  
50 S  
100 T  
150 T

Part. No.	H		
S11-10380-13/XX	383	3	100

Cabinet 18x27 Eh with 3 drawers



14  
75 T  
75 T  
150 T

Part. No.	H		
S11-10380-14/XX	383	3	100

Cabinet 18x27 Eh with 3 drawers



10  
100 T  
150 T  
200 T

Part. No.	H		
S11-10530-10/XX	533	3	100

Cabinet 18x27 Eh with 3 drawers



17  
75 T  
75 T  
150 T  
150 T  
150 T

Part. No.	H		
S11-10700-17/XX	700	5	100

Cabinet 18x27 Eh with 5 drawers



14  
50 S  
100 T  
150 T  
150 T

Part. No.	H		
S11-19540A-14/XX	705	4	100

Mobile cabinet 18x27 Eh with 4 drawers

2 Fixed and 2 swivel braked polyurethane castors Ø100mm  
Load capacity: 360kg




17  
75 T  
75 T  
150 T  
150 T  
150 T

Part. No.	H		
S11-19710A-17/XX	872	5	100

Mobile cabinet 18x27 Eh with 5 drawers

2 Fixed and 2 swivel braked polyurethane castors Ø100mm  
Load capacity: 360kg



**Part. No.**    **Front H**

S08-13007    75mm


S08-13010    100-125mm

S08-13015    150mm

S08-13020    200-250mm

**Slotted partition**

1x Slotted partition 27 Eh - 456mm  
2x Aluminium divider 9 Eh - 149mm



**Part. No.**    **Front H**

S08-13107    75mm


S08-13110    100-125mm

S08-13115    150mm

S08-13120    200-250mm

**Slotted partition**

1x Slotted partition 27 Eh - 456mm  
6x Aluminium divider 9 Eh - 149mm



**Part. No.**    **Dimensions**

S04-30804-04    300x450x3mm h

**Anti-slip perforated mat**

Perforated mat - Colour: Black  
Kit 4 pcs.



# STORAGE CABINETS

## 18x36 Eh - 413x725mm



13  
50 S  
100 T  
150 T

Part. No.	H		
S10-10380-13/XX	383	3	100

Cabinet 18x36 Eh with 3 drawers



14  
75 T  
75 T  
150 T

Part. No.	H		
S10-10380-14/XX	383	3	100

Cabinet 18x36 Eh with 3 drawers



10  
100 T  
150 T  
200 T

Part. No.	H		
S10-10530-10/XX	533	3	100

Cabinet 18x36 Eh with 3 drawers



17  
75 T  
75 T  
150 T  
150 T  
150 T

Part. No.	H		
S10-10700-17/XX	700	5	100

Cabinet 18x36 Eh with 5 drawers



14  
50 S  
100 T  
150 T  
150 T

Part. No.	H		
S10-19540A-14/XX	705	4	100

Mobile cabinet 18x36 Eh with 4 drawers

2 Fixed and 2 swivel braked polyurethane castors Ø100mm  
Load capacity: 360kg




17  
75 T  
75 T  
150 T  
150 T  
150 T

Part. No.	H		
S10-19710A-17/XX	872	5	100

Mobile cabinet 18x36 Eh with 5 drawers

2 Fixed and 2 swivel braked polyurethane castors Ø100mm  
Load capacity: 360kg



**Part. No.**    **Front H**

S07-13007    75mm


S07-13010    100-125mm

S07-13015    150mm

S07-13020    200-250mm

**Slotted partition**

1x Slotted partition 36 Eh - 610mm  
2x Aluminium divider 9 Eh - 149mm



**Part. No.**    **Front H**

S07-13107    75mm


S07-13110    100-125mm

S07-13115    150mm

S07-13120    200-250mm

**Slotted partition**

1x Slotted partition 36 Eh - 610mm  
6x Aluminium divider 9 Eh - 149mm



**Part. No.**    **Dimensions**

S04-30814-04    300x600x3mm h

**Anti-slip perforated mat**

Perforated mat - Colour: Black  
Kit 4 pcs.



# STORAGE CABINETS

## 27x27 Eh - 564x572mm



01	11
50 S	50 T
75 S	75 T
125 S	125 T
200 S	200 T

Part. No.	H		
11-20530-01/XX	533	4	100
11-20530-11/XX	533	4	200

Cabinet 27x27 Eh with 4 drawers



03	13
50 S	50 T
75 S	75 T
75 S	75 T
100 S	100 T
100 S	100 T
200 S	200 T

Part. No.	H		
11-20700-03/XX	700	6	100
11-20700-13/XX	700	6	200

Cabinet 27x27 Eh with 6 drawers



02	12
75 S	75 T
75 S	75 T
100 S	100 T
100 S	100 T
150 S	150 T
200 S	200 T

Part. No.	H		
S11-20800-02/XX	800	6	100
S11-20800-12/XX	800	6	200

Cabinet 27x27 Eh with 6 drawers



19
75 T
75 T
75 T
75 T
100 T
100 T
100 T
100 T

Part. No.	H		
S11-20800-19/XX	800	8	200

Cabinet 27x27 Eh with 8 drawers



03	13
75 S	75 T
75 S	75 T
100 S	100 T
100 S	100 T
100 S	100 T
100 S	100 T
150 S	150 T
150 S	150 T

Part. No.	H		
S11-20850-03/XX	850	7	100
S11-20850-13/XX	850	7	200

Cabinet 27x27 Eh with 7 drawers





06	16
50 S	50 S
75 S	75 T
75 S	75 T
100 S	100 T
150 S	150 T
RS S	RS T

Part. No.	H		
11-21000-06/XX	850	5	100
11-21000-16/XX	850	5	200

Cabinet 27x27 Eh with 5 drawers



18  
50 S  
100 T  
100 T  
200 T



Part. No.	H		
S11-29540A-18/XX	705	4	200

#### Mobile cabinet 27x27 Eh with 4 drawers

2 Fixed and 2 swivel braked polyurethane castors Ø100mm  
Load capacity: 360kg




12  
75 T  
75 T  
100 T  
100 T  
150 T  
200 T

Part. No.	H		
S11-29810A-12/XX	972	6	200

#### Mobile cabinet 27x27 Eh with 6 drawers


2 Fixed and 2 swivel braked polyurethane castors Ø100mm  
Load capacity: 360kg



Part. No.	Front H
S08-21105	50mm
S08-21107	75mm
S08-21110	100-125mm

#### Plastic box


18x Plastic box 150x75mm



Part. No.	Front H
S08-21205	50mm
S08-21207	75mm
S08-21210	100-125mm

#### Plastic box

9x Plastic box 150x150mm



Part. No.	Front H
S08-23205	50mm
S08-23207	75mm
S08-23210	100-125mm
S08-23215	150mm
S08-23220	200-250mm
S08-23230	300mm

#### Slotted partition

2x Slotted partition 27 Eh - 456mm  
6x Aluminium divider 9 Eh - 149mm



Part. No.	Dimensions
S04-30824-04	450x450x3mm h

#### Anti-slip perforated mat

Perforated mat - Colour: Black  
Kit 4 pcs.



# STORAGE CABINETS

## 27x36 Eh - 564x725mm



01		11	
50 S	50 S	50 S	50 S
100 S	100 T	100 S	100 T
100 S	100 T	100 S	100 T
150 S	150 T	150 S	150 T
300 S	300 T	300 S	300 T

Part. No.	H		
S10-20800-01/XX	800	5	100
S10-20800-11/XX	800	5	200

Cabinet 27x36 Eh with 5 drawers



02		12	
75 S	75 T	75 S	75 T
75 S	75 T	75 S	75 T
100 S	100 T	100 S	100 T
100 S	100 T	100 S	100 T
150 S	150 T	150 S	150 T
200 S	200 T	200 S	200 T

Part. No.	H		
S10-20800-02/XX	800	6	100
S10-20800-12/XX	800	6	200

Cabinet 27x36 Eh with 6 drawers



04		14	
50 S	50 S	50 S	50 S
75 S	75 T	75 S	75 T
75 S	75 T	75 S	75 T
100 S	100 T	100 S	100 T
100 S	100 T	100 S	100 T
150 S	150 T	150 S	150 T
150 S	150 T	150 S	150 T

Part. No.	H		
S10-20800-04/XX	800	7	100
S10-20800-14/XX	800	7	200

Cabinet 27x36 Eh with 7 drawers



09		19	
100 S	100 T	100 S	100 T
100 S	100 T	100 S	100 T
150 S	150 T	150 S	150 T
200 S	200 T	200 S	200 T
200 S	200 T	200 S	200 T

Part. No.	H		
S10-20850-09/XX	850	5	100
S10-20850-19/XX	850	5	200

Cabinet 27x36 Eh with 5 drawers



03		13	
75 S	75 T	75 S	75 T
75 S	75 T	75 S	75 T
100 S	100 T	100 S	100 T
100 S	100 T	100 S	100 T
150 S	150 T	150 S	150 T
150 S	150 T	150 S	150 T

Part. No.	H		
S10-20850-03/XX	850	7	100
S10-20850-13/XX	850	7	200

Cabinet 27x36 Eh with 7 drawers



02		12	
75 S	75 T	75 S	75 T
75 S	75 T	75 S	75 T
100 S	100 T	100 S	100 T
150 S	150 T	150 S	150 T
200 S	200 T	200 S	200 T

Part. No.	H		
S10-29710A-02/XX	872	5	100
S10-29710A-12/XX	872	5	200

Mobile cabinet 27x36 Eh with 5 drawers

2 Fixed and 2 swivel braked polyurethane castors Ø100mm  
Load capacity: 360kg





01	11
50 S	50 S
100 S	100 T
100 S	100 T
150 S	150 T
300 S	300 T



02	12
75 S	75 T
75 S	75 T
100 S	100 T
100 S	100 T
150 S	150 T
200 S	200 T

Part. No.	H		
S10-29810A-01/XX	972	5	100
S10-29810A-11/XX	972	5	200


#### Mobile cabinet 27x36 Eh with 5 drawers

2 Fixed and 2 swivel braked polyurethane castors Ø100mm  
Load capacity: 360kg

Part. No.	H		
S10-29810A-02/XX	972	6	100
S10-29810A-12/XX	972	6	200

#### Mobile cabinet 27x36 Eh with 6 drawers


2 Fixed and 2 swivel braked polyurethane castors Ø100mm  
Load capacity: 360kg



Part. No.	Front H
S07-21405	50mm
S07-21407	75mm
S07-21410	100-125mm

#### Plastic box


12x Plastic box 150x75mm  
6x Plastic box 150x150mm



Part. No.	Front H
S07-21505	50mm
S07-21507	75mm

#### Plastic box


16x Plastic box 75x75mm  
8x Plastic box 150x75mm  
4x Plastic box 150x150mm



Part. No.	Front H
S07-20023	50mm and higher

#### Trough


8x Trough 2 grooves Ø 70mm  
10x Trough divider  
4x Trough 3 grooves Ø 45mm  
20x Trough divider



Part. No.	Front H
S07-23107	75mm
S07-23110	100-125mm
S07-23115	150mm
S07-23120	200-250mm

#### Slotted partition

2x Slotted partition 36 Eh - 610mm  
3x Aluminium divider 9 Eh - 149mm



Part. No.	Front H
S07-23205	50mm
S07-23207	75mm
S07-23210	100-125mm
S07-23215	150mm

#### Slotted partition

2x Slotted partition 36 Eh - 610mm  
10x Aluminium divider 9 Eh - 149mm



Part. No.	Dimensions
S04-30834-04	600x450x3mm h

#### Anti-slip perforated mat

Perforated mat - Colour: Black  
Kit 4 pcs.



# STORAGE CABINETS

## 36x27 Eh - 717x572mm



05	06
50 S	50 S
50 S	50 S
75 S	75 T
75 S	75 T
100 S	100 T
100 S	100 T

Part. No.	H		
11-30550-05/XX	550	6	100
11-30550-06/XX	550	6	200

Cabinet 36x27 Eh with 6 drawers



03	04
75 S	75 T
75 S	75 T
100 S	100 T
100 S	100 T
250 T	250 T

Part. No.	H		
11-30700-03/XX	700	5	100
11-30700-04/XX	700	5	200


Cabinet 36x27 Eh with 5 drawers



11	06
75 S	75 T
75 S	75 T
75 S	75 T
75 S	75 T
75 S	75 T
100 S	100 T
100 S	100 T
100 S	100 T
100 S	100 T
150 S	150 T

Part. No.	H		
11-30850-11/XX	850	8	100
S11-30850-06/XX	850	8	200

Cabinet 36x27 Eh with 8 drawers



11	12
100 S	100 T
100 S	100 T
100 S	100 T
100 S	100 T
100 S	100 T
100 S	100 T
100 S	100 T
100 S	100 T
100 S	100 T
100 S	100 T

Part. No.	H		
11-31000-11/XX	1000	9	100
S11-31000-12/XX	1000	9	200

Cabinet 36x27 Eh with 9 drawers



45	24
75 S	75 T
75 S	75 T
75 S	75 T
75 S	75 T
75 S	75 T
100 S	100 T
100 S	100 T
100 S	100 T
100 S	100 T
150 S	150 T
150 S	150 T

Part. No.	H		
11-31000-45/XX	1000	9	100
S11-31000-24/XX	1000	9	200

Cabinet 36x27 Eh with 9 drawers




32
75 T
75 T
75 T
75 T
100 T
100 T
100 T
100 T
100 T
100 T
100 T

Part. No.	H		
S11-31000-32/XX	1000	10	200

Cabinet 36x27 Eh with 10 drawers



09	06
75 S	75 T
75 S	75 T
100 S	100 T
100 S	100 T
100 S	100 T
150 S	150 T



07	02
50 S	50 S
75 S	75 T
75 S	75 T
100 S	100 T
100 S	100 T
150 S	150 T
200 S	200 T

Part. No.	H		
11-39720-09/XX	914	6	100
11-39720-06/XX	914	6	200


Part. No.	H		
11-39870-07/XX	1064	7	100
11-39870-02/XX	1064	7	200

#### Mobile cabinet 36x27 Eh with 6 drawers

2 Fixed and 2 swivel braked polyurethane castors Ø150mm  
Load capacity: 600kg

#### Mobile cabinet 36x27 Eh with 7 drawers


2 Fixed and 2 swivel braked polyurethane castors Ø150mm  
Load capacity: 600kg



Part. No.	Front H
S07-21407	75mm
S07-21410	100-125mm

#### Plastic box


12x Plastic box 150x75mm  
6x Plastic box 150x150mm



Part. No.	Front H
S08-30023	50mm and higher

#### Trough


6x Trough 2 grooves Ø 70mm  
10x Trough divider  
6x Trough 3 grooves Ø 45mm  
20x Trough divider



Part. No.	Front H
S08-30034	50mm and higher

#### Trough


3x Trough 3 grooves Ø 45mm  
12x Trough divider  
9x Trough 4 grooves Ø 33mm  
36x Trough divider



Part. No.	Front H
S08-33307	75mm
S08-33310	100-125mm
S08-33315	150mm

#### Slotted partition

3x Slotted partition 27 Eh - 456mm  
8x Aluminium divider 9 Eh - 149mm



Part. No.	Front H
S08-33507	75mm
S08-33510	100-125mm
S08-33515	150mm

#### Slotted partition

5x Slotted partition 27 Eh - 456mm  
18x Aluminium divider 6 Eh - 98mm



Part. No.	Dimensions
S04-30834-04	600x450x3mm h

#### Anti-slip perforated mat

Perforated mat - Colour: Black  
Kit 4 pcs.



# STORAGE CABINETS

## 36x36 Eh - 717x725mm



05	06
75 S	75 T
75 S	75 T
100 S	100 T
100 S	100 T
100 S	100 T
150 S	150 T

Part. No.	H		
10-30700-05/XX	700	6	100
10-30700-06/XX	700	6	200

Cabinet 36x36 Eh with 6 drawers



07	02
100 S	100 T
150 S	150 T
150 S	150 T
300 S	300 T

Part. No.	H		
10-30800-07/XX	800	4	100
10-30800-02/XX	800	4	200

Cabinet 36x36 Eh with 4 drawers



05	06
75 S	75 T
75 S	75 T
75 S	75 T
75 S	75 T
75 S	75 T
100 S	100 T
100 S	100 T
100 S	100 T
150 S	150 T

Part. No.	H		
10-30850-05/XX	850	8	100
10-30850-06/XX	850	8	200

Cabinet 36x36 Eh with 8 drawers



17	18
75 S	75 T
75 S	75 T
75 S	75 T
75 S	75 T
100 S	100 T
100 S	100 T
100 S	100 T
150 S	150 T
150 S	150 T

Part. No.	H		
S10-31000-17/XX	1000	9	100
S10-31000-18/XX	1000	9	200

Cabinet 36x36 Eh with 9 drawers



27	28
100 S	100 T
100 S	100 T
100 S	100 T
100 S	100 T
100 S	100 T
100 S	100 T
100 S	100 T
100 S	100 T
100 S	100 T
100 S	100 T

Part. No.	H		
S10-31000-27/XX	1000	9	100
S10-31000-28/XX	1000	9	200


Cabinet 36x36 Eh with 9 drawers



32
75 T
75 T
75 T
75 T
100 T
100 T
100 T
100 T
100 T
100 T
100 T

Part. No.	H		
S10-31000-32/XX	1000	10	200


Cabinet 36x36 Eh with 10 drawers



Part. No.	Front H
S07-31407	75mm
S07-31410	100-125mm

**Plastic box**


16x Plastic box 150x75mm  
8x Plastic box 150x150mm



Part. No.	Front H
S07-31507	75mm

**Plastic box**


16x Plastic box 75x75mm  
16x Plastic box 150x75mm  
4x Plastic box 150x150mm



Part. No.	Front H
S07-30002	50mm and higher

**Trough**


16x Trough 2 grooves Ø 70mm  
38x Trough divider



Part. No.	Front H
S07-30003	50mm and higher

**Trough**


16x Trough 3 grooves Ø 45mm  
51x Trough divider



Part. No.	Front H
S07-30004	50mm and higher

**Trough**


16x Trough 4 grooves Ø 33mm  
64x Trough divider



Part. No.	Front H
S07-33107	75mm
S07-33110	100-125mm
S07-33115	150mm
S07-33120	200-250mm

**Slotted partition**


2x Slotted partition 36 Eh - 610mm  
3x Aluminium divider 12 Eh - 200mm



Part. No.	Front H
S07-33207	75mm
S07-33210	100-125mm
S07-33215	150mm
S07-33220	200-250mm

**Slotted partition**

2x Slotted partition 36 Eh - 610mm  
8x Aluminium divider 12 Eh - 200mm



Part. No.	Front H
S07-33307	75mm
S07-33310	100-125mm
S07-33315	150mm
S07-33320	200-250mm

**Slotted partition**

3x Slotted partition 36 Eh - 610mm  
15x Aluminium divider 9 Eh - 149mm



Part. No.	Dimensions
S04-30844-04	600x600x3mm h

**Anti-slip perforated mat**

Perforated mat - Colour: Black  
Kit 4 pcs.



# STORAGE CABINETS


## 45x27 Eh - 870x572mm



16  
75 T  
75 T  
100 T  
100 T  
125 T  
125 T  
150 T

Part. No.	H		
S11-40850-16/XX	850	7	200


Cabinet 45x27 Eh with 7 drawers



32  
75 T  
75 T  
75 T  
75 T  
100 T  
100 T  
100 T  
100 T  
100 T  
100 T  
100 T

Part. No.	H		
S11-41000-32/XX	1000	10	200

Cabinet 45x27 Eh with 10 drawers




16  
75 T  
75 T  
100 T  
100 T  
125 T  
125 T  
150 T

Part. No.	H		
S11-49870C-16/XX	1064	7	200

Mobile cabinet 45x27 Eh with 7 drawers

2 Fixed and 2 swivel braked polyurethane castors Ø150mm  
Load capacity: 600kg




10  
75 T  
75 T  
100 T  
150 T  
150 T  
150 T  
200 T

Part. No.	H		
11-49920-10/XX	1214	7	200

Mobile cabinet 45x27 Eh with 7 drawers


2 Fixed and 2 swivel braked polyurethane castors Ø150mm  
Load capacity: 600kg



Part. No.	Front H
S08-43307	75mm
S08-43310	100-125mm
S08-43315	150mm
S08-43320	200-250mm

### Slotted partition

3x Slotted partition 27 Eh - 456mm  
2x Aluminium divider 9 Eh - 149mm  
7x Aluminium divider 12 Eh - 200mm



Part. No.	Front H
S08-43407	75mm
S08-43410	100-125mm
S08-43415	150mm
S08-43420	200-250mm

### Slotted partition

4x Slotted partition 27 Eh - 456mm  
16x Aluminium divider 9 Eh - 149mm



Part. No.	Dimensions
S04-30855-04	750x450x3mm h

### Anti-slip perforated mat

Perforated mat - Colour: Black  
Kit 4 pcs.

# STORAGE CABINETS

## 45x36 Eh - 870x725mm



10  
75 T  
75 T  
100 T  
150 T  
150 T  
150 T  
200 T

Part. No. H   
S10-41000-10/XX 1000 7 200


Cabinet 45x36 Eh with 7 drawers



46  
75 T  
75 T  
100 T  
100 T  
100 T  
100 T  
100 T  
150 T  
200 T

Part. No. H   
S10-41000-46/XX 1000 8 200

Cabinet 45x36 Eh with 8 drawers



34  
75 T  
75 T  
75 T  
75 T  
100 T  
100 T  
100 T  
150 T  
150 T

Part. No. H   
S10-41000-34/XX 1000 9 200

Cabinet 45x36 Eh with 9 drawers




15 16  
75 S 75 T  
75 S 75 T  
100 S 100 T  
100 S 100 T  
100 S 100 T  
150 S 150 T  
150 S 150 T  
200 S 200 T  
200 S 200 T  
200 S 200 T

Part. No. H   
10-41450-15/XX 1450 10 100

10-41450-16/XX 1450 10 200


Cabinet 45x36 Eh with 10 drawers



Part. No.	Front H
S07-43307	75mm
S07-43310	100-125mm
S07-43315	150mm
S07-43320	200-250mm

### Slotted partition

3x Slotted partition 36 Eh - 610mm  
5x Aluminium divider 9 Eh - 149mm  
10x Aluminium divider 12 Eh - 200mm



Part. No.	Front H
S07-43407	75mm
S07-43410	100-125mm
S07-43415	150mm
S07-43420	200-250mm

### Slotted partition

4x Slotted partition 36 Eh - 610mm  
21x Aluminium divider 9 Eh - 149mm



Part. No.	Dimensions
S04-30854-04	750x600x3mm h

### Anti-slip perforated mat

Perforated mat - Colour: Black  
Kit 4 pcs.



# STORAGE CABINETS


## 54x27 Eh - 1023x572mm



06  
75 T  
75 T  
100 T  
100 T  
150 T  
250 T

Part. No.	H		
S11-50850-06/XX	850	6	200

Cabinet 54x27 Eh with 6 drawers



14  
75 T  
75 T  
75 T  
75 T  
100 T  
100 T  
100 T  
150 T

Part. No.	H		
S11-50850-14/XX	850	8	200

Cabinet 54x27 Eh with 8 drawers



04	06
75 S	75 T
75 S	75 T
100 S	100 T
150 S	150 T
150 S	150 T
150 S	150 T
150 S	150 T
200 S	200 T

Part. No.	H		
11-51000-04/XX	1000	7	100
S11-51000-06/XX	1000	7	200

Cabinet 54x27 Eh with 7 drawers



11	10
100 S	100 T
100 S	100 T
100 S	100 T
150 S	150 T
150 S	150 T
150 S	150 T
150 S	150 T
150 S	150 T
300 S	300 T

Part. No.	H		
11-51450-11/XX	1450	9	100
11-51450-10/XX	1450	9	200

Cabinet 54x27 Eh with 9 drawers



10  
75 T  
75 T  
100 T  
100 T  
100 T  
150 T

Part. No.	H		
11-59720-10/XX	914	6	200

Mobile cabinet 54x27 Eh with 6 drawers

2 Fixed and 2 swivel braked polyurethane castors Ø150mm  
Load capacity: 600kg



06  
75 T  
75 T  
100 T  
100 T  
150 T  
250 T

Part. No.	H		
11-59870-06/XX	1064	6	200

Mobile cabinet 54x27 Eh with 6 drawers

2 Fixed and 2 swivel braked polyurethane castors Ø150mm  
Load capacity: 600kg





Part. No.	Front H
08-51205	50mm
08-51207	75mm
08-51210	100-125mm

**Plastic box**


18x Plastic box 150x150mm



Part. No.	Front H
S08-51407	75mm
S08-51410	100-125mm

**Plastic box**


12x Plastic box 150x75mm  
12x Plastic box 150x150mm



Part. No.	Front H
S08-50234	50mm and higher

**Trough**


6x Trough 2 grooves Ø 70mm  
6x Trough divider  
6x Trough 3 grooves Ø 45mm  
10x Trough divider  
6x Trough 4 grooves Ø 33mm  
15x Trough divider



Part. No.	Front H
08-53407	75mm
08-53410	100-125mm
08-53415	150mm
08-53420	200-250mm

**Slotted partition**

4x Slotted partition 27 Eh - 456mm  
3x Aluminium divider 12 Eh - 200mm  
2x Aluminium divider 9 Eh - 149mm



Part. No.	Front H
S08-53507	75mm
S08-53510	100-125mm
S08-53515	150mm
S08-53520	200-250mm

**Slotted partition**

5x Slotted partition 27 Eh - 456mm  
12x Aluminium divider 9 Eh - 149mm



Part. No.	Dimensions
S04-30864-04	900x450x3mm h

**Anti-slip perforated mat**

Perforated mat - Colour: Black  
Kit 4 pcs.



# STORAGE CABINETS


## 54x36 Eh - 1023x725mm



08	06
75 S	75 T
75 S	75 T
100 S	100 T
150 S	150 T
200 S	200 T

Part. No.	H		
10-50700-08/XX	700	5	100
10-50700-06/XX	700	5	200

Cabinet 54x36 Eh with 5 drawers



04	02
100 S	100 T
100 S	100 T
100 S	100 T
150 S	150 T
300 S	300 T

Part. No.	H		
10-50850-04/XX	850	5	100
10-50850-02/XX	850	5	200

Cabinet 54x36 Eh with 5 drawers



05	06
75 S	75 T
75 S	75 T
100 S	100 T
100 S	100 T
150 S	150 T
250 T	250 T

Part. No.	H		
S10-50850-05/XX	850	6	100
S10-50850-06/XX	850	6	200

Cabinet 54x36 Eh with 6 drawers



08	06
75 S	75 T
75 S	75 T
100 S	100 T
150 S	150 T
150 S	150 T
150 S	150 T
200 S	200 T

Part. No.	H		
S10-51000-08/XX	1000	7	100
S10-51000-06/XX	1000	7	200

Cabinet 54x36 Eh with 7 drawers



16	14
75 S	75 T
75 S	75 T
100 S	100 T
100 S	100 T
100 S	100 T
100 S	100 T
100 S	100 T
100 S	100 T
150 S	150 T
200 S	200 T

Part. No.	H		
10-51000-16/XX	1000	8	100
S10-51000-14/XX	1000	8	200


Cabinet 54x36 Eh with 8 drawers



33	34
100 S	100 T
100 S	100 T
100 S	100 T
100 S	100 T
100 S	100 T
100 S	100 T
100 S	100 T
100 S	100 T
100 S	100 T
100 S	100 T
100 S	100 T

Part. No.	H		
10-51000-33/XX	1000	9	100
S10-51000-34/XX	1000	9	200

Cabinet 54x36 Eh with 9 drawers



04	02
100 S	100 T
150 S	150 T
150 S	150 T
200 S	200 T



13	10
50 S	50 T
75 S	75 T
75 S	75 T
100 S	100 T
100 S	100 T
150 S	150 T
200 S	200 T

Part. No.	H		
10-59720-04/XX	914	4	100
10-59720-02/XX	914	4	200


#### Mobile cabinet 54x36 Eh with 4 drawers

2 Fixed and 2 swivel braked polyurethane castors Ø150mm  
Load capacity: 600kg

Part. No.	H		
10-59870-13/XX	1064	7	100
S10-59870C-10/XX	1064	7	200

#### Mobile cabinet 54x36 Eh with 7 drawers


2 Fixed and 2 swivel braked polyurethane castors Ø150mm  
Load capacity: 600kg



Part. No.	Front H
S07-51205	50mm
S07-51207	75mm
S07-51210	100-125mm

#### Plastic box


24x Plastic box 150x150mm



Part. No.	Front H
S07-51505	50mm
S07-51507	75mm

#### Plastic box


20x Plastic box 75x75mm  
14x Plastic box 150x75mm  
12x Plastic box 150x150mm



Part. No.	Front H
S07-51605	50mm
S07-51607	75mm
S07-51610	100-125mm

#### Plastic box


24x Plastic box 150x75mm  
12x Plastic box 150x150mm



Part. No.	Front H
S07-53405	50mm
S07-53407	75mm
S07-53410	100-125mm
S07-53415	150mm
S07-53420	200-250mm

#### Slotted partition

4x Slotted partition 36 Eh - 610mm  
2x Aluminium divider 9 Eh - 149mm  
3x Aluminium divider 12 Eh - 200mm



Part. No.	Front H
S07-53505	50mm
S07-53507	75mm
S07-53510	100-125mm
S07-53515	150mm
S07-53520	200-250mm

#### Slotted partition

5x Slotted partition 36 Eh - 610mm  
12x Aluminium divider 9 Eh - 149mm



Part. No.	Dimensions
S04-30874-04	900x600x3mm h

#### Anti-slip perforated mat

Perforated mat - Colour: Black  
Kit 4 pcs.



# STORAGE CABINETS

## 64x27 Eh - 1193x572mm



**03**  
75 T  
75 T  
100 T  
150 T  
200 T

Part. No.	H		
11-60700-03/XX	700	5	150

Cabinet 64x27 Eh with 5 drawers



**01**  
75 T  
75 T  
100 T  
100 T  
150 T  
200 T  
200 T

Part. No.	H		
11-61000-01/XX	1000	7	150

Cabinet 64x27 Eh with 7 drawers



**05**  
75 T  
75 T  
75 T  
75 T  
75 T  
100 T  
100 T  
100 T  
150 T  
150 T  
150 T  
200 T

Part. No.	H		
11-61320-05/XX	1325	11	150


Cabinet 64x27 Eh with 11 drawers



**03**  
150 T  
125 T  
75 T  
100 T  
100 T  
100 T  
100 T  
100 T  
100 T  
150 T  
150 T  
200 T

Part. No.	H		
11-61450-03/XX	1450	11	150


Cabinet 64x27 Eh with 11 drawers



Part. No.	Front H
08-63407	75mm
08-63410	100-125mm
08-63415	150mm

### Slotted partition


4x Slotted partition 27 Eh - 456mm  
3x Aluminium divider 9 Eh - 149mm  
3x Aluminium divider 10 Eh - 166mm  
9x Aluminium divider 15 Eh - 251mm



Part. No.	Front H
08-63507	75mm
08-63510	100-125mm
08-63515	150mm

### Slotted partition

5x Slotted partition 27 Eh - 456mm  
2x Aluminium divider 9 Eh - 149mm  
1x Aluminium divider 10 Eh - 166mm  
3x Aluminium divider 12 Eh - 200mm



Part. No.	Front H
08-68607	75mm
08-68610	100-125mm
08-68615	150mm
08-68620	200-250mm
08-68630	300mm

### Partition

6x Plain partition 27 Eh - 459mm

# STORAGE CABINETS

## 64x36 Eh - 1193x725mm



**01**  
100 T  
150 T  
150 T  
200 T

Part. No.	H		
10-60700-01/XX	700	4	150

Cabinet 64x36 Eh with 4 drawers



**05**  
75 T  
75 T  
100 T  
100 T  
100 T  
150 T  
150 T  
150 T

Part. No.	H		
10-61000-05/XX	1000	8	150

Cabinet 64x36 Eh with 8 drawers



**03**  
75 T  
75 T  
75 T  
100 T  
100 T  
150 T  
150 T  
150 T  
150 T  
200 T

Part. No.	H		
10-61320-03/XX	1325	10	150


Cabinet 64x36 Eh with 10 drawers



**01**  
150 T  
150 T  
125 T  
75 T  
100 T  
100 T  
100 T  
150 T  
200 T  
200 T

Part. No.	H		
10-61450-01/XX	1450	10	150


Cabinet 64x36 Eh with 10 drawers



Part. No.	Front H
07-63407	75mm
07-63410	100-125mm
07-63415	150mm

### Slotted partition


4x Slotted partition 36 Eh - 610mm  
3x Aluminium divider 9 Eh - 149mm  
3x Aluminium divider 10 Eh - 166mm  
9x Aluminium divider 15 Eh - 251mm



Part. No.	Front H
07-63507	75mm
07-63510	100-125mm
07-63515	150mm

### Slotted partition

5x Slotted partition 36 Eh - 610mm  
2x Aluminium divider 9 Eh - 149mm  
1x Aluminium divider 10 Eh - 166mm  
3x Aluminium divider 12 Eh - 200mm



Part. No.	Front H
07-68607	75mm
07-68610	100-125mm
07-68615	150mm
07-68620	200-250mm
07-68630	300mm

### Partition

6x Plain partition 36 Eh - 612mm



# STORAGE CABINETS

## 78x27 Eh - 1431x572mm



01  
100 T  
150 T  
150 T  
200 T

Part. No.	H		
11-70700-01/XX	700	4	150

Cabinet 78x27 Eh with 4 drawers



03  
75 T  
75 T  
100 T  
100 T  
100 T  
100 T  
150 T  
200 T

Part. No.	H		
11-71000-03/XX	1000	8	150

Cabinet 78x27 Eh with 8 drawers



01  
100 T  
100 T  
100 T  
100 T  
125 T  
150 T  
150 T  
200 T  
200 T

Part. No.	H		
11-71320-01/XX	1325	9	150


Cabinet 78x27 Eh with 9 drawers



03  
150 T  
125 T  
75 T  
100 T  
100 T  
100 T  
100 T  
100 T  
100 T  
150 T  
150 T  
200 T

Part. No.	H		
11-71450-03/XX	1450	11	150


Cabinet 78x27 Eh with 11 drawers



Part. No.	Front H
08-73507	75mm
08-73510	100-125mm
08-73515	150mm

### Slotted partition

5x Slotted partition 27 Eh - 456mm  
2x Aluminium divider 9 Eh - 149mm  
2x Aluminium divider 12 Eh - 200mm  
2x Aluminium divider 18 Eh - 302mm



Part. No.	Front H
08-73607	75mm
08-73610	100-125mm
08-73615	150mm

### Slotted partition

6x Slotted partition 27 Eh - 456mm  
4x Aluminium divider 9 Eh - 149mm  
2x Aluminium divider 12 Eh - 200mm  
1x Aluminium divider 18 Eh - 302mm

# STORAGE CABINETS

## 78x36 Eh - 1431x725mm



03

75 T  
75 T  
100 T  
150 T  
200 T

Part. No.	H		
10-70700-03/XX	700	5	150

Cabinet 78x36 Eh with 5 drawers



01

75 T  
75 T  
100 T  
100 T  
150 T  
200 T  
200 T

Part. No.	H		
10-71000-01/XX	1000	7	150

Cabinet 78x36 Eh with 7 drawers



05

75 T  
75 T  
75 T  
75 T  
75 T  
100 T  
100 T  
150 T  
150 T  
150 T  
200 T

Part. No.	H		
10-71320-05/XX	1325	11	150

Cabinet 78x36 Eh with 11 drawers




01

150 T  
150 T  
125 T  
75 T  
100 T  
100 T  
100 T  
150 T  
200 T  
200 T

Part. No.	H		
10-71450-01/XX	1450	10	150


Cabinet 78x36 Eh with 10 drawers



Part. No.	Front H
07-73507	75mm
07-73510	100-125mm
07-73515	150mm

### Slotted partition

5x Slotted partition 36 Eh - 610mm  
2x Aluminium divider 9 Eh - 149mm  
2x Aluminium divider 12 Eh - 200mm  
2x Aluminium divider 18 Eh - 302mm



Part. No.	Front H
07-73607	75mm
07-73610	100-125mm
07-73615	150mm

### Slotted partition

6x Slotted partition 36 Eh - 610mm  
4x Aluminium divider 9 Eh - 149mm  
2x Aluminium divider 12 Eh - 200mm  
1x Aluminium divider 18 Eh - 302mm



Part. No.	Front H
07-79207	75mm
07-79210	100-125mm
07-79215	150-175mm
07-79220	200-250mm
07-79230	300mm


### Partition

2x Plain partition 78 Eh - 1323mm



# STORAGE CABINETS

## ACCESSORIES



	456mm	610mm
Front H	W 27 Eh	W 36 Eh
50mm	01-05027	01-05036
75mm	01-07527	01-07536
100-125mm	01-10027	01-10036
150-175mm	01-15027	01-15036
200-250mm	01-20027	01-20036
300-400mm	01-30027	01-30036

### Slotted partition

Colour: Light Grey RAL 7035



	64mm	81mm	98mm
Front H	W 4 Eh	W 5 Eh	W 6 Eh
50mm	02-05064	02-05081	02-05098
75mm	02-07064	02-07081	02-07098
100-125mm	02-10064	02-10081	02-10098
150-175mm	-	-	02-15098

	115mm	132mm	149mm
Front H	W 7 Eh	W 8 Eh	W 9 Eh
50mm	02-05115	02-05132	02-05149
75mm	02-07115	02-07132	02-07149
100-125mm	02-10115	02-10132	02-10149
150-175mm	02-15115	02-15132	02-15149
200-250mm	02-20115	02-20132	02-20149
300-400mm	-	-	02-30149

	166mm	200mm	251mm
Front H	W 10 Eh	W 12 Eh	W 15 Eh
50mm	02-05166	02-05200	02-05251
75mm	02-07166	02-07200	02-07251
100-125mm	02-10166	02-10200	02-10251
150-175mm	02-15166	02-15200	02-15251
200-250mm	02-20166	02-20200	02-20251
300-400mm	02-30166	02-30200	02-30251



	456mm	610mm
Front H	W 27 Eh	W 36 Eh
50mm	03-05027	03-05036
75mm	03-07527	03-07536
100-125mm	03-10027	03-10036
150-175mm	03-15027	03-15036
200-250mm	03-20027	03-20036
300-400mm	-	03-30036

### Plain partition

	302mm
Front H	W 18 Eh
50mm	02-05302
75mm	02-07302
100-125mm	02-10302
150-175mm	02-15302
200-250mm	02-20302
300-400mm	02-30302

### Aluminium divider






Part. No.	W	D	H
04-30020	150	150	26

**Trough 2 grooves - Ø 70mm**

Trough divider (20 pcs.) - Part. No. 04-30021-03  
 Label holder (20 pcs.) - Part. No. 04-30581-03



Front H	Part. No.	W	D	H
50mm	04-30126	75	75	26
50mm	04-30127*	75	75	26
50mm	04-30226	150	75	26
50mm	04-30326	150	150	26



Part. No.	W	D	H
04-30030	150	150	26

**Trough 3 grooves - Ø 45mm**


Trough divider (20 pcs.) - Part. No. 04-30031-03  
 Label holder (20 pcs.) - Part. No. 04-30581-03

Front H	Part. No.	W	D	H
75mm	04-30046	50	100	46
75mm	04-30146	75	75	46
75mm	04-30246	150	75	46
75mm	04-30346	150	150	46

Front H	Part. No.	W	D	H
100-300mm	04-30271	150	75	71
100-300mm	04-30371	150	150	71

**Plastic box**

Label holder (20 pcs.) - Part. No. 04-30101-03  
 Divider for Part. No. 04-30046 - Part. No. 04-30047  
 \* with divider



Part. No.	W	D	H
04-30040	150	150	26

**Trough 4 grooves - Ø 33mm**

Trough divider (20 pcs.) - Part. No. 04-30041-03  
 Label holder (20 pcs.) - Part. No. 04-30581-03

# STORAGE CABINETS

## ACCESSORIES



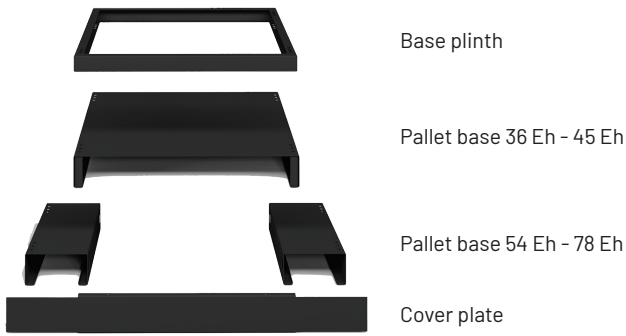
Part. No.	W	D	H	Drawer	Foam
04-30827	450	450	5	27x27 Eh	Lower
04-30826	450	450	20	27x27 Eh	Upper
04-30837	450	600	5	27x36 Eh	Lower
04-30836	450	600	20	27x36 Eh	Upper
04-30837	600	450	5	36x27 Eh	Lower
04-30836	600	450	20	36x27 Eh	Upper
04-30847	600	600	5	36x36 Eh	Lower
04-30846	600	600	20	36x36 Eh	Upper
04-30857	750	600	5	45x36 Eh	Lower
04-30856	750	600	20	45x36 Eh	Upper
04-30867	900	450	5	54x27 Eh	Lower
04-30866	900	450	20	54x27 Eh	Upper
04-30877	900	600	5	54x36 Eh	Lower
04-30876	900	600	20	54x36 Eh	Upper
04-30887	1080	600	5	64x36 Eh	Lower
04-30886	1080	600	20	64x36 Eh	Upper
04-30897	1320	600	5	78x36 Eh	Lower
04-30896	1320	600	20	78x36 Eh	Upper

### Foam insert

Customisable on request

Part. No.	W	D	H	Drawer
04-30804	300	450	3	18x27 Eh
04-30814	300	600	3	18x36 Eh
04-30824	450	450	3	27x27 Eh
04-30834	450	600	3	27x36 Eh
04-30834	600	450	3	36x27 Eh
04-30844	600	600	3	36x36 Eh
04-30855	750	450	3	45x27 Eh
04-30854	750	600	3	45x36 Eh
04-30864	900	450	3	54x27 Eh
04-30874	900	600	3	54x36 Eh
04-30885	1080	450	3	64x27 Eh
04-30884	1080	600	3	64x36 Eh
04-30895	1320	450	3	78x27 Eh
04-30894	1320	600	3	78x36 Eh

### Anti-slip perforated mat



Base plinth

Pallet base 36 Eh - 45 Eh

Pallet base 54 Eh - 78 Eh

Cover plate



Base plinth	Base plinth	Pallet base	Cover plate	
H 50	H 100	H 100	H 100	Unit
05-41605	05-41610	-	-	18x27 Eh
05-41805	05-41810	-	-	18x36 Eh
05-42605	05-42610	-	-	27x27 Eh
05-42705	05-42710	-	-	27x36 Eh
05-43505	-	05-13510	05-33610	36x27 Eh
05-43605	-	05-13610	05-33610	36x36 Eh
05-44305	-	05-14410	05-34510	45x27 Eh
05-44505	-	05-14510	05-34510	45x36 Eh
05-45305	-	05-23510	05-35410	54x27 Eh
05-45405	-	05-23610	05-35410	54x36 Eh
05-46305	-	05-23510	05-36410	64x27 Eh
05-46405	-	05-23610	05-36410	64x36 Eh
05-47705	-	05-23510	05-37810	78x27 Eh
05-47805	-	05-23610	05-37810	78x36 Eh

**Cabinet base**

Colour: Jet black RAL 9005


**Part. No. Cabinet**

11-10025	18x27 Eh
10-10025	18x36 Eh
11-20025	27x27 Eh
10-20025	27x36 Eh
11-30025	36x27 Eh
10-30025	36x36 Eh
11-40025	45x27 Eh
10-40025	45x36 Eh
11-50025	54x27 Eh
10-50025	54x36 Eh
11-60025	64x27 Eh
10-60025	64x36 Eh
11-70025	78x27 Eh
10-70025	78x36 Eh

**3-sided raised edge**


Mat included.

Colour: Jet black RAL 9005



Part. No.	H	Usable H	Unit
10-10157/07	1104	570	18 Eh
10-20157/07	1104	570	27 Eh
10-30157/07	1104	570	36 Eh
10-40157/07	1104	570	45 Eh
10-50157/07	1104	570	54 Eh
10-60157/07	1104	570	64 Eh
10-70157/07	1104	570	78 Eh

**Perforated panel**

Part. No.	D	Unit	
77-10017/07	170	18 Eh	10
77-20017/07	170	27 Eh	10
77-30017/07	170	36 Eh	10
77-40017/07	170	45 Eh	10
77-50017/07	170	54 Eh	10
77-60017/07	170	64 Eh	10
77-70017/07	170	78 Eh	10

**Shelf for perforated panel**

---

# MOBILE TOOLBOXES

If you're looking for a workshop storage solution which offers mobility and can accommodate heavy and fragile items, then our mobile toolboxes should be top of your list. Ideal for when tools and equipment need to have more storage flexibility and close access to the working area. They are also modular in design so can be configured to adapt to your needs. With all the same performance as our drawer cabinets but with the following additions:

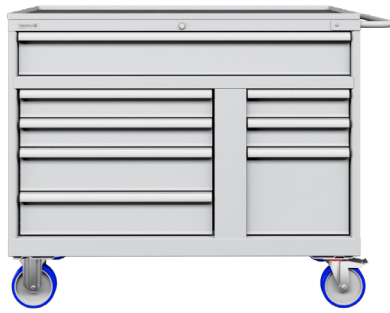
- Oversized top drawer
- Central locking mechanism
- Drawer loads up to 200kg
- 2 fixed / 2 swivel braked polyurethane castors Ø150mm



## **PERSONALISE YOUR MOBILE TOOLBOXES**

Scan the QR code and download the dedicated section to discover more modules and combinations.

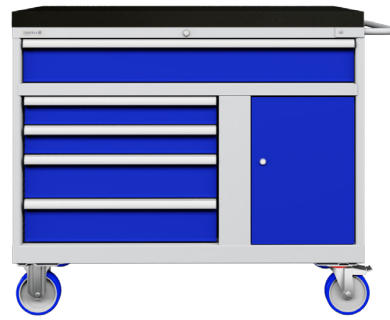




Part. No.	W	D	H	Worktop
6427M-00800-001/XX	1278	580	1060	Multiplex
6427M-00800-601/XX	1278	580	1060	with steel cover
6427M-00800-201/XX	1278	580	1060	Laminated
6427M-00800-901/XX	1278	580	1034	4 raised edges

### Mobile toolbox with 8 drawers


1x Toolbox 64x27 Eh 800mm h  
 1x Drawer 150mm 64x27 Eh - Extension: 100% - Load capacity: 150kg  
 2x Drawer 100mm 36x27 Eh - Extension: 100% - Load capacity: 200kg  
 2x Drawer 150mm 36x27 Eh - Extension: 100% - Load capacity: 200kg  
 2x Drawer 100mm 18x27 Eh - Extension: 100% - Load capacity: 100kg  
 1x Drawer 300mm 18x27 Eh - Extension: 100% - Load capacity: 100kg  
 1x Steel handle  
 2 Fixed and 2 swivel braked polyurethane castors Ø150mm  
 Load capacity: 600kg



Part. No.	W	D	H	Worktop
6427M-00800-003/XX	1278	580	1060	Multiplex
6427M-00800-603/XX	1278	580	1060	with steel cover
6427M-00800-203/XX	1278	580	1060	Laminated
6427M-00800-903/XX	1278	580	1034	4 raised edges

### Mobile toolbox with 5 drawers and 1 door


1x Toolbox 64x27 Eh 800mm h  
 1x Drawer 150mm 64x27 Eh - Extension: 100% - Load capacity: 150kg  
 2x Drawer 100mm 36x27 Eh - Extension: 100% - Load capacity: 200kg  
 2x Drawer 150mm 36x27 Eh - Extension: 100% - Load capacity: 200kg  
 1x Door 355x500mm h, 1x Lower shelf  
 1x Steel handle  
 2 Fixed and 2 swivel braked polyurethane castors Ø150mm  
 Load capacity: 600kg



Part. No.	W	D	H	Worktop
7827M-00800-002/XX	1516	580	1060	Multiplex
7827M-00800-602/XX	1516	580	1060	with steel cover
7827M-00800-202/XX	1516	580	1060	Laminated
7827M-00800-902/XX	1516	580	1034	4 raised edges

### Mobile toolbox with 9 drawers


1x Toolbox 78x27 Eh 800mm h  
 2x Drawer 75mm 78x27 Eh - Extension: 100% - Load capacity: 150kg  
 2x Drawer 100mm 45x27 Eh - Extension: 100% - Load capacity: 200kg  
 1x Drawer 300mm 45x27 Eh - Extension: 100% - Load capacity: 200kg  
 2x Drawer 100mm 27x27 Eh - Extension: 100% - Load capacity: 200kg  
 2x Drawer 150mm 27x27 Eh - Extension: 100% - Load capacity: 200kg  
 1x Steel handle  
 2 Fixed and 2 swivel braked polyurethane castors Ø150mm  
 Load capacity: 600kg



Part. No.	W	D	H	Worktop
7827M-00800-003/XX	1516	580	1060	Multiplex
7827M-00800-603/XX	1516	580	1060	with steel cover
7827M-00800-203/XX	1516	580	1060	Laminated
7827M-00800-903/XX	1516	580	1034	4 raised edges

### Mobile toolbox with 5 drawers and 1 door

1x Toolbox 78x27 Eh 800mm h  
 1x Drawer 150mm 78x27 Eh - Extension: 100% - Load capacity: 150kg  
 2x Drawer 100mm 45x27 Eh - Extension: 100% - Load capacity: 200kg  
 2x Drawer 150mm 45x27 Eh - Extension: 100% - Load capacity: 200kg  
 1x Door 508x500mm h, 1x Lower shelf  
 1x Steel handle  
 2 Fixed and 2 swivel braked polyurethane castors Ø150mm  
 Load capacity: 600kg



Part. No.	W	D	H	Layout
6427M-00800/XX	1278	580	1034	64 Eh 36 Eh, 18 Eh
7827M-00800/XX	1516	580	1034	78 Eh 45 Eh, 27 Eh

**Toolbox**



Part. No.	W	D	H
10-60157/07	1193	40	570
10-70157/07	1431	40	570

**Perforated panel**



Unit	H 75	H 100	H 150	H 300
18x27 Eh	11-13076/XX	11-13101/XX	11-13151/XX	-
27x27 Eh	11-23076/XX	11-23101/XX	11-23151/XX	11-23301/XX
36x27 Eh	11-33076/XX	11-33101/XX	11-33151/XX	11-33301/XX
45x27 Eh	11-43076/XX	11-43101/XX	11-43151/XX	11-43301/XX
64x27 Eh	11-63076/XX	11-63101/XX	11-63151/XX	11-63301/XX
78x27 Eh	11-73076/XX	11-73101/XX	11-73151/XX	11-73301/XX

**Drawer**



Part. No.	W	H	Unit
11-12501/XX	355	500	18x27 Eh
11-22501/XX	508	500	27x27 Eh

**Door**



# HINGED DOORS

A metal storage cabinet with hinged doors protects from dust while providing full visibility of contents. The hinged doors are available as a solid metal sheet with internal perforated panels to support plastic containers and hooks or in Plexiglas® for greater visibility and a tidier arrangement of stored items.

- Perfect vision due to Plexiglas® doors
- Order and organisation with containers and hooks
- Customisable by adding shelves and drawers
- High capacity up to 600kg





## **PERSONALISE YOUR HINGED DOORS CABINETS**

Scan the QR code and download the dedicated section to discover more modules and combinations.







Part. No.	W	D	H		
24-11000-13/XX	512	555	1000	75%	20
24-11000-03/XX	512	555	1000	100%	100

**Hinged door cabinet**

1x Hinged door  
 1x Adjustable shelf - Load capacity: 70kg  
 1x Drawer 100mm



Part. No.	W	D	H		
24-11000-14/XX	512	555	1000	75%	20
24-11000-04/XX	512	555	1000	100%	100

**Hinged door cabinet**

1x Hinged door  
 2x Adjustable shelf - Load capacity: 70kg  
 1x Drawer 100mm



Part. No.	W	D	H
24-31000-01/XX	1026	555	1000

**Hinged doors cabinet**

2x Hinged door  
 1x Adjustable shelf - Load capacity: 70kg





Part. No.	W	D	H
24-31000-02/XX	1026	555	1000

**Hinged doors cabinet**

2x Hinged door  
 2x Adjustable shelf - Load capacity: 70kg





Part. No.	W	D	H		
24-31000-13/XX	1026	555	1000	75%	20
24-31000-03/XX	1026	555	1000	100%	100

**Hinged doors cabinet**

2x Hinged door  
 1x Adjustable shelf - Load capacity: 70kg  
 1x Drawer 100mm



Part. No.	W	D	H		
24-31010-13/XX	1026	555	1000	75%	20
24-31010-03/XX	1026	555	1000	100%	100

**Hinged doors cabinet**

2x Hinged door  
 2x Adjustable shelf - Load capacity: 70kg  
 2x Drawer 100mm  
 1x Central partition



Part. No.	W	D	H
S24-32000-01/XX	1026	555	2000

**Hinged doors cabinet**

2x Hinged door  
 4x Adjustable shelf - Load capacity: 70kg



Part. No.	W	D	H
24-32000-02/XX	1026	555	2000

**Hinged doors cabinet**



2x Hinged door  
 5x Adjustable shelf - Load capacity: 70kg



# CUPBOARDS

## HINGED DOORS





Part. No.	W	D	H		
S24-32000-13/XX	1026	555	2000	75%	20
24-32000-03/XX	1026	555	2000	100%	100

### Hinged doors cabinet

2x Hinged door  
4x Adjustable shelf - Load capacity: 70kg  
3x Drawer 100mm





Part. No.	W	D	H		
24-32000-58/XX	1026	555	2000	75%	20
24-32000-57/XX	1026	555	2000	100%	100

### Hinged doors cabinet

2x Hinged door  
2x Adjustable shelf - Load capacity: 70kg  
9x Drawer 100mm





Part. No.	W	D	H		
S24-32020-17/XX	1026	555	2000	75%	20

### Hinged doors cabinet

2x Hinged door  
2x Adjustable shelf - Load capacity: 70kg  
2x Drawer 100mm  
2x Perforated panel - Colour: Light Grey RAL 7035



Part. No.	W	D	H		
24-32000-18/XX	1026	555	2000	75%	20
24-32000-08/XX	1026	555	2000	100%	100

### Hinged doors cabinet

2x Hinged door  
3x Adjustable shelf - Load capacity: 70kg  
2x Drawer 100mm  
4x Perforated panel - Colour: Light Grey RAL 7035



Part. No.	W	D	H
S24-62000-01/XX	1026	555	2000

**Hinged doors cabinet**

2x Plexiglas® Hinged door  
4x Adjustable shelf - Load capacity: 70kg





Part. No.	W	D	H
24-62000-02/XX	1026	555	2000

**Hinged doors cabinet**

2x Plexiglas® Hinged door  
5x Adjustable shelf - Load capacity: 70kg



Part. No.	W	D	H		
24-62000-18/XX	1026	555	2000	75%	20
24-62000-08/XX	1026	555	2000	100%	100

**Hinged doors cabinet**

2x Plexiglas® Hinged door  
3x Adjustable shelf - Load capacity: 70kg  
2x Drawer 100mm



Part. No.	W	D	H
24-62020-02/XX	1026	555	2000

**Hinged doors cabinet**

2x Plexiglas® Hinged door  
2x Adjustable shelf - Load capacity: 70kg  
2x Perforated panel - Colour: Light Grey RAL 7035



# SLIDING DOORS

A sliding door cabinet protects from dust while providing full visibility of contents. Doors are available in a solid metal sheet or in Plexiglas®, for greater visibility and a neater arrangement of the contained items. Ideally suitable for storing materials in confined spaces, as doors do not protrude out of the cabinet's footprint when opened.

- Perfect vision due to Plexiglas® doors
- Suitable for confined spaces because no functional area is required
- Customisable by adding shelves and drawers
- High capacity up to 600kg



#### **PERSONALISE YOUR SLIDING DOORS CABINET**

Scan the QR code and download the dedicated section to discover more modules and combinations.






Part. No.	W	D	H
26-31000-02/XX	1026	450	1000

**Sliding door cabinet**

2x Sliding door  
2x Adjustable shelf - Load capacity: 70kg



Part. No.	W	D	H
27-32000-01/XX	1026	450	2000

**Sliding door cabinet**

2x Plexiglas® sliding door  
4x Adjustable shelf - Load capacity: 70kg



Part. No.	W	D	H
26-41000-01/XX	1200	450	1000

**Sliding door cabinet**

2x Sliding door  
1x Adjustable shelf - Load capacity: 70kg



Part. No.	W	D	H
S26-42000-01/XX	1200	450	2000

**Sliding door cabinet**

2x Sliding door  
4x Adjustable shelf - Load capacity: 70kg





Part. No.	W	D	H
26-61010-02/XX	1420	450	1000

**Sliding door cabinet**

2x Sliding door  
 4x Adjustable shelf - Load capacity: 70kg  
 1x Central partition



Part. No.	W	D	H
27-62010-03/XX	1420	450	2000

**Sliding door cabinet**

2x Plexiglas® sliding door  
 12x Adjustable shelf - Load capacity: 70kg  
 1x Central partition





Part. No.	W	D	H
26-81000-01/XX	2052	450	1000

**Sliding door cabinet**

2x Sliding door  
 2x Adjustable shelf - Load capacity: 70kg  
 1x Central partition





Part. No.	W	D	H		
26-82000-15/XX	2052	450	2000	75%	20
26-82000-05/XX	2052	450	2000	100%	100

**Sliding door cabinet**

2x Sliding door  
 4x Adjustable shelf - Load capacity: 70kg  
 10x Drawer 100mm  
 1x Central partition







Part. No.	W	D	H		
28-31010-14/XX	1026	600	1000	75%	20
28-31010-04/XX	1026	600	1000	100%	100

**Sliding door cabinet**

2x Sliding door  
 4x Adjustable shelf - Load capacity: 70kg  
 2x Drawer 100mm  
 1x Central partition



Part. No.	W	D	H		
28-32010-15/XX	1026	600	2000	75%	20
28-32010-05/XX	1026	600	2000	100%	100

**Sliding door cabinet**

2x Sliding door  
 6x Adjustable shelf - Load capacity: 70kg  
 6x Drawer 100mm  
 1x Central partition



Part. No.	W	D	H
28-60850-01/XX	1420	600	850

**Sliding door cabinet**

2x Sliding door  
 1x Adjustable shelf - Load capacity: 70kg



Part. No.	W	D	H
29-62000-03/XX	1420	600	2000

**Sliding door cabinet**

2x Plexiglas® sliding door  
 6x Adjustable shelf - Load capacity: 70kg



Part. No.	W	D	H
28-80850-01/XX	2052	600	850

**Sliding door cabinet**

2x Sliding door  
 2x Adjustable shelf - Load capacity: 70kg  
 1x Central partition



Part. No.	W	D	H
29-82000-01/XX	2052	600	2000

**Sliding door cabinet**

2x Sliding door  
 8x Adjustable shelf - Load capacity: 70kg  
 1x Central partition



# STORAGE LOCKERS

With personal security being a priority lockers and compartment cabinets are ideal in any private or public workplace. An ideal solution for schools and universities for storing personal effects and workwear. A wide range of accessories are also available to complete your project.

- Centralised lock
- Punched slots to ensure good ventilation
- Partitions for double compartments
- Customisable overhead cabinets and underframes



## **PERSONALISE YOUR STORAGE LOCKERS**

Scan the QR code and download the dedicated section to discover more modules and combinations.





Part. No.	W	D	H	Doors
88-23002/XX	605	500	1750	2
88-23003/XX	900	500	1750	3
88-23004/XX	1195	500	1750	4

**Locker**

Door width: 300mm



Part. No.	W	D	H	Doors
88-24002/XX	805	500	1750	2
88-24003/XX	1195	500	1750	3

**Locker**

Door width: 400mm



Part. No.	W	D	H	Doors
88-34002/XX	805	500	1750	2
88-34003/XX	1195	500	1750	3

**Locker**

Door width: 400mm  
1x Central partition



Part. No.	W	D	H	Doors
88-63001/XX	585	500	1750	1
88-63002/XX	1145	500	1750	2

**Locker**

Door width: 500mm  
1x Central partition



Part. No.	W	D	H	Doors
89-23024/XX	605	500	1750	8
89-23034/XX	900	500	1750	12
89-23044/XX	1195	500	1750	16

**Compartment locker**

Door width: 300mm  
Usable compartment size: 230x390mm h



Part. No.	W	D	H	Doors
88-83004/XX	605	500	1750	4
88-83006/XX	900	500	1750	6
88-83008/XX	1195	500	1750	8


**Compartment locker**

Door width: 300mm  
Usable compartment size: 230x820mm h




Part. No.	W	D	H
88-10061/07	605	500	350
88-10080/07	805	500	350
88-10090/07	900	500	350
88-10119/07	1195	500	350

**Bench underframe**



Part. No.	W	D	H
88-00061/XX	605	500	250
88-00080/XX	805	500	250
88-00090/XX	900	500	250
88-00119/XX	1195	500	250

**Sloping top**



Part. No.	W	D	H	Doors
89-34024/XX	805	500	1750	8
89-34034/XX	1195	500	1750	12

**Compartment locker**

Door width: 400mm  
Usable compartment size: 330x390mm h



---

# WORKBENCHES

Our workbenches can be built as static stand-alone units or with the simple addition of castor sets, can also be made mobile. Manufactured from high quality steel our modular workbenches are highly durable and are supplied with various worksurfaces and accessories.

- High load capacity up to 1500kg
- Drawer load up to 100kg
- Wide range of layouts including cabinets, shelves and utility options
- Perforated back panel system achieves rapid access to stored parts



## **PERSONALISE YOUR WORKBENCHES**

Scan the QR code and download the dedicated section to discover more modules and combinations.






# WORKSTATIONS

## WORKBENCHES




Part. No.	Worktop	
S144-80157-003/XX	Multiplex	1
S144-80157-603/XX	with steel cover	1

### 1500mm with 1 drawer and perforated back panel

1x Worktop 1500x750x40mm h  
 1x Cabinet 233mm h with 1 drawer 27x36 Eh  
 Drawer front H:  
 1x150mm - Extension: 80% - Load capacity: 100kg  
 1x Perforated back panel 631mm h with 2 perforated panels  
 1x Shelf  
 5x Open front bin 140x230x130mm h  
 2x Steel leg 800mm h  
 Load capacity: 800kg




Part. No.	Worktop	
S144-80157-005/XX	Multiplex	3
S144-80157-605/XX	with steel cover	3

### 1500mm with 3 drawers and perforated back panel


1x Worktop 1500x750x40mm h  
 1x Cabinet 383mm h with 3 drawers 27x36 Eh  
 Drawer front H:  
 1x50mm - Extension: 90% - Load capacity: 60kg  
 1x100mm - Extension: 80% - Load capacity: 100kg  
 1x150mm - Extension: 80% - Load capacity: 100kg  
 1x Perforated back panel 935mm h with 3 perforated panels  
 1x 15 Hook kit - S06-97015  
 2x Steel leg 800mm h  
 Load capacity: 800kg




Part. No.	Worktop	
S144-80157-017/XX	Multiplex	5
S144-80157-617/XX	with steel cover	5

### 1500mm with 5 drawers and perforated back panel


1x Worktop 1500x750x40mm h  
 1x Cabinet 800mm h with 5 drawers 27x36 Eh  
 Drawer front H:  
 1x50mm - Extension: 90% - Load capacity: 60kg  
 2x100mm - Extension: 80% - Load capacity: 100kg  
 1x150mm - Extension: 80% - Load capacity: 100kg  
 1x300mm - Extension: 80% - Load capacity: 100kg  
 1x Perforated back panel 935mm h with 1 perforated panel  
 1x Adjustable shelf  
 1x Rail  
 1x LED Lamp  
 Load capacity: 1400kg




Part. No.	Worktop	
S144-80157-019/XX	Multiplex	5
S144-80157-619/XX	with steel cover	5

### 1500mm with 5 drawers and perforated back panel

1x Worktop 1500x750x40mm h  
 1x Cabinet 800mm h with 5 drawers 27x36 Eh  
 Drawer front H:  
 1x50mm - Extension: 90% - Load capacity: 60kg  
 2x100mm - Extension: 80% - Load capacity: 100kg  
 1x150mm - Extension: 80% - Load capacity: 100kg  
 1x300mm - Extension: 80% - Load capacity: 100kg  
 1x Perforated back panel 935mm h with 3 perforated panels  
 1x Wood shelf  
 1x 20 Hook kit - S06-97020  
 1x Steel leg 800mm h  
 Load capacity: 1400kg




Part. No.	Worktop	
S144-80207-022/XX	Multiplex	-
S144-80207-622/XX	with steel cover	-

#### 2000mm with perforated back panel

- 1x Worktop 2000x750x40mm h
- 1x Perforated back panel 935mm h with 2 perforated panels
- 4x Adjustable shelf
- 2x Height adjustable steel leg (790/1090mm h)
- Load capacity: 400kg




Part. No.	Worktop	
S144-80207-003/XX	Multiplex	1
S144-80207-603/XX	with steel cover	1

#### 2000mm with 1 drawer and perforated back panel


- 1x Worktop 2000x750x40mm h
- 1x Cabinet 233mm h with 1 drawer 27x36 Eh
- Drawer front H:
  - 1x150mm - Extension: 80% - Load capacity: 100kg
- 1x Perforated back panel 631mm h with 2 perforated panels
- 1x Shelf
- 5x Open front bin 140x230x130mm h
- 2x Steel leg 800mm h
- Load capacity: 400kg




Part. No.	Worktop	
S144-80207-018/XX	Multiplex	3
S144-80207-618/XX	with steel cover	3

#### 2000mm with 3 drawers and roller shutter cabinet

- 1x Worktop 2000x750x40mm h
- 1x Cabinet 383mm h with 3 drawers 27x36 Eh
- Drawer front H:
  - 1x50mm - Extension: 90% - Load capacity: 60kg
  - 1x100mm - Extension: 80% - Load capacity: 100kg
  - 1x150mm - Extension: 80% - Load capacity: 100kg
- 1x Perforated back panel 935mm h with 3 perforated panels
- 1x Rail
- 1x LED Lamp
- 1x Roller shutter cabinet 1114mm h with 3 perforated panels
- 2x Steel leg 800mm h
- Load capacity: 400kg



Part. No.	Worktop	
S144-80207-019/XX	Multiplex	5
S144-80207-619/XX	with steel cover	5

#### 2000mm with 5 drawers and perforated back panel


- 1x Worktop 2000x750x40mm h
- 1x Cabinet 800mm h with 5 drawers 27x36 Eh
- Drawer front H:
  - 1x50mm - Extension: 90% - Load capacity: 60kg
  - 2x100mm - Extension: 80% - Load capacity: 100kg
  - 1x150mm - Extension: 80% - Load capacity: 100kg
  - 1x300mm - Extension: 80% - Load capacity: 100kg
- 1x Perforated back panel 935mm h with 6 perforated panels
- 1x Wood shelf
- 1x 20 Hook kit - S06-97020
- 1x Steel leg 800mm h
- Load capacity: 800kg



# WORKSTATIONS

## WORKBENCHES




Part. No.	Worktop	
44-80107-001/XX	Multiplex	-
44-80107-601/XX	with steel cover	-

### 1000mm

1x Worktop 1000x750x40mm h  
2x Steel leg 800mm h  
Load capacity: 1200kg




Part. No.	Worktop	
44-80107-002/XX	Multiplex	-
44-80107-602/XX	with steel cover	-

### 1000mm

1x Worktop 1000x750x40mm h  
1x Wood shelf  
2x Steel leg 800mm h  
Load capacity: 1200kg




Part. No.	Worktop	
44-80127-001/XX	Multiplex	-
44-80127-601/XX	with steel cover	-

### 1250mm

1x Worktop 1250x750x40mm h  
2x Steel leg 800mm h  
Load capacity: 1200kg




Part. No.	Worktop	
44-80127-002/XX	Multiplex	-
44-80127-602/XX	with steel cover	-

### 1250mm

1x Worktop 1250x750x40mm h  
1x Wood shelf  
2x Steel leg 800mm h  
Load capacity: 1200kg




Part. No.	Worktop	
S44-80157-001/XX	Multiplex	-
S44-80157-601/XX	with steel cover	-

#### 1500mm

1x Worktop 1500x750x40mm h  
2x Steel leg 800mm h  
Load capacity: 800kg




Part. No.	Worktop	
S44-80157-003/XX	Multiplex	1
S44-80157-603/XX	with steel cover	1

#### 1500mm with 1 drawer

1x Worktop 1500x750x40mm h  
1x Cabinet 233mm h with 1 drawer 27x36 Eh  
Drawer front H:  
1x150mm - Extension: 80% - Load capacity: 100kg  
2x Steel leg 800mm h  
Load capacity: 800kg




Part. No.	Worktop	
S44-80157-005/XX	Multiplex	3
S44-80157-605/XX	with steel cover	3

#### 1500mm with 3 drawers

1x Worktop 1500x750x40mm h  
1x Cabinet 383mm h with 3 drawers 27x36 Eh  
Drawer front H:  
1x50mm - Extension: 90% - Load capacity: 60kg  
1x100mm - Extension: 80% - Load capacity: 100kg  
1x150mm - Extension: 80% - Load capacity: 100kg  
2x Steel leg 800mm h  
Load capacity: 800kg



Part. No.	Worktop	
S44-80157-007/XX	Multiplex	5
S44-80157-607/XX	with steel cover	5

#### 1500mm with 5 drawers


1x Worktop 1500x750x40mm h  
1x Cabinet 800mm h with 5 drawers 27x36 Eh  
Drawer front H:  
1x50mm - Extension: 90% - Load capacity: 60kg  
2x100mm - Extension: 80% - Load capacity: 100kg  
1x150mm - Extension: 80% - Load capacity: 100kg  
1x300mm - Extension: 80% - Load capacity: 100kg  
1x Steel leg 800mm h  
Load capacity: 1400kg



# WORKSTATIONS

## WORKBENCHES




Part. No.	Worktop	
S44-80157-008/XX	Multiplex	6
S44-80157-608/XX	with steel cover	6

### 1500mm with 6 drawers

1x Worktop 1500x750x40mm h  
 1x Cabinet 800mm h with 6 drawers 27x36 Eh  
 Drawer front H:  
 2x75mm - Extension: 90% - Load capacity: 100kg  
 2x100mm - Extension: 80% - Load capacity: 100kg  
 1x150mm - Extension: 80% - Load capacity: 100kg  
 1x200mm - Extension: 80% - Load capacity: 100kg  
 1x Steel leg 800mm h  
 Load capacity: 1400kg




Part. No.	Worktop	
44-80157-010/XX	Multiplex	3
44-80157-610/XX	with steel cover	3

### 1500mm with 3 drawers and 1 door

1x Worktop 1500x750x40mm h  
 1x Cabinet 800mm h with 3 drawers 27x36 Eh  
 Drawer front H:  
 1x50mm - Extension: 90% - Load capacity: 60kg  
 2x100mm - Extension: 80% - Load capacity: 100kg  
 1x Door 450mm h  
 1x Retractable shelf  
 1x Steel leg 800mm h  
 Load capacity: 1400kg




Part. No.	Worktop	
S44-80157-019/XX	Multiplex	5
S44-80157-619/XX	with steel cover	5

### 1500mm with 5 drawers


1x Worktop 1500x750x40mm h  
 1x Cabinet 800mm h with 5 drawers 27x36 Eh  
 Drawer front H:  
 1x50mm - Extension: 90% - Load capacity: 60kg  
 2x100mm - Extension: 80% - Load capacity: 100kg  
 1x150mm - Extension: 80% - Load capacity: 100kg  
 1x300mm - Extension: 80% - Load capacity: 100kg  
 1x Wood shelf  
 1x Steel leg 800mm h  
 Load capacity: 1400kg




Part. No.	Worktop	
S44-80157-022/XX	Multiplex	-
S44-80157-622/XX	with steel cover	-

### Adjustable height 1500mm

1x Worktop 1500x750x40mm h  
 2x Height adjustable steel leg (790/1090mm h)  
 Load capacity: 800kg



Part. No.	Worktop	
S44-80207-001/XX	Multiplex	-
S44-80207-601/XX	with steel cover	-

#### 2000mm

1x Worktop 2000x750x40mm h  
2x Steel leg 800mm h  
Load capacity: 400kg




Part. No.	Worktop	
S44-80207-003/XX	Multiplex	1
S44-80207-603/XX	with steel cover	1

#### 2000mm with 1 drawer

1x Worktop 2000x750x40mm h  
1x Cabinet 233mm h with 1 drawer 27x36 Eh  
Drawer front H:  
1x150mm - Extension: 80% - Load capacity: 100kg  
2x Steel leg 800mm h  
Load capacity: 400kg




Part. No.	Worktop	
S44-80207-005/XX	Multiplex	3
S44-80207-605/XX	with steel cover	3

#### 2000mm with 3 drawers

1x Worktop 2000x750x40mm h  
1x Cabinet 383mm h with 3 drawers 27x36 Eh  
Drawer front H:  
1x50mm - Extension: 90% - Load capacity: 60kg  
1x100mm - Extension: 80% - Load capacity: 100kg  
1x150mm - Extension: 80% - Load capacity: 100kg  
2x Steel leg 800mm h  
Load capacity: 400kg



Part. No.	Worktop	
S44-80207-007/XX	Multiplex	5
S44-80207-607/XX	with steel cover	5


#### 2000mm with 5 drawers

1x Worktop 2000x750x40mm h  
1x Cabinet 800mm h with 5 drawers 27x36 Eh  
Drawer front H:  
1x50mm - Extension: 90% - Load capacity: 60kg  
2x100mm - Extension: 80% - Load capacity: 100kg  
1x150mm - Extension: 80% - Load capacity: 100kg  
1x300mm - Extension: 80% - Load capacity: 100kg  
2x Steel leg 800mm h  
Load capacity: 800kg



# WORKSTATIONS WORKBENCHES




Part. No.	Worktop	
S44-80207-008/XX	Multiplex	6
S44-80207-608/XX	with steel cover	6

### 2000mm with 6 drawers

1x Worktop 2000x750x40mm h  
 1x Cabinet 800mm h with 6 drawers 27x36 Eh  
 Drawer front H:  
 2x75mm - Extension: 90% - Load capacity: 100kg  
 2x100mm - Extension: 80% - Load capacity: 100kg  
 1x150mm - Extension: 80% - Load capacity: 100kg  
 1x200mm - Extension: 80% - Load capacity: 100kg  
 1x Steel leg 800mm h  
 Load capacity: 800kg




Part. No.	Worktop	
44-80207-012/XX	Multiplex	11
44-80207-612/XX	with steel cover	11

### 2000mm with 11 drawers

1x Worktop 2000x750x40mm h  
 1x Cabinet 800mm h with 6 drawers 27x36 Eh  
 1x Cabinet 800mm h with 5 drawers 27x36 Eh  
 Drawer front H:  
 1x50mm - Extension: 90% - Load capacity: 60kg  
 2x75mm - Extension: 90% - Load capacity: 100kg  
 4x100mm - Extension: 80% - Load capacity: 100kg  
 2x150mm - Extension: 80% - Load capacity: 100kg  
 1x200mm - Extension: 80% - Load capacity: 100kg  
 1x300mm - Extension: 80% - Load capacity: 100kg  
 Load capacity: 1000kg




Part. No.	Worktop	
S44-80207-019/XX	Multiplex	5
S44-80207-619/XX	with steel cover	5

### 2000mm with 5 drawers

1x Worktop 2000x750x40mm h  
 1x Cabinet 800mm h with 5 drawers 27x36 Eh  
 Drawer front H:  
 1x50mm - Extension: 90% - Load capacity: 60kg  
 2x100mm - Extension: 80% - Load capacity: 100kg  
 1x150mm - Extension: 80% - Load capacity: 100kg  
 1x300mm - Extension: 80% - Load capacity: 100kg  
 1x Wood shelf  
 1x Steel leg 800mm h  
 Load capacity: 800kg




Part. No.	Worktop	
S44-80207-022/XX	Multiplex	-
S44-80207-622/XX	with steel cover	-

### Adjustable height 2000mm

1x Worktop 2000x750x40mm h  
 2x Height adjustable steel leg (790/1090mm h)  
 Load capacity: 400kg







Part. No.	Worktop	
44-80257-013/XX	Multiplex	7
44-80257-613/XX	with steel cover	7

### 2500mm with 7 drawers and 1 door

1x Worktop 2500x750x40mm h  
 1x Cabinet 800mm h with 6 drawers 27x36 Eh  
 1x Cabinet 800mm h with 1 Drawer 27x36 Eh  
 Drawer front H:  
 2x75mm - Extension: 90% - Load capacity: 100kg  
 3x100mm - Extension: 80% - Load capacity: 100kg  
 1x150mm - Extension: 80% - Load capacity: 100kg  
 1x200mm - Extension: 80% - Load capacity: 100kg  
 1x Adjustable shelf  
 1x Retractable shelf  
 1x Door 600mm h  
 Load capacity: 800kg




Part. No.	Worktop	
44-80257-011/XX	Multiplex	5
44-80257-611/XX	with steel cover	5

### 2500mm with 5 drawers

1x Worktop 2500x750x40mm h  
 1x Cabinet 800mm h with 5 drawers 27x36 Eh  
 Drawer front H:  
 1x50mm - Extension: 90% - Load capacity: 60kg  
 2x100mm - Extension: 80% - Load capacity: 100kg  
 1x150mm - Extension: 80% - Load capacity: 100kg  
 1x300mm - Extension: 80% - Load capacity: 100kg  
 1x Service leg 800mm h  
 Load capacity: 400kg




Part. No.	Worktop	
44-80307-014/XX	Multiplex	11
44-80307-614/XX	with steel cover	11

### 3000mm with 11 drawers

2x Worktop 1500x750x40mm h  
 1x Cabinet 800mm h with 6 drawers 27x36 Eh  
 1x Cabinet 800mm h with 5 drawers 27x36 Eh  
 Drawer front H:  
 1x50mm - Extension: 90% - Load capacity: 60kg  
 2x75mm - Extension: 90% - Load capacity: 100kg  
 4x100mm - Extension: 80% - Load capacity: 100kg  
 2x150mm - Extension: 80% - Load capacity: 100kg  
 1x200mm - Extension: 80% - Load capacity: 100kg  
 1x300mm - Extension: 80% - Load capacity: 100kg  
 1x Steel leg 800mm h  
 Load capacity: 1400kg



Part. No.	Worktop	
44-80307-015/XX	Multiplex	12
44-80307-615/XX	with steel cover	12

### 3000mm with 12 drawers and 1 door


2x Worktop 1500x750x40mm h  
 1x Cabinet 800mm h with 6 drawers 27x36 Eh  
 1x Cabinet 800mm h with 5 drawers 27x36 Eh  
 1x Cabinet 800mm h with 1 Drawer 27x36 Eh  
 Drawer front H:  
 1x50mm - Extension: 90% - Load capacity: 60kg  
 2x75mm - Extension: 90% - Load capacity: 100kg  
 5x100mm - Extension: 80% - Load capacity: 100kg  
 2x150mm - Extension: 80% - Load capacity: 100kg  
 1x200mm - Extension: 80% - Load capacity: 100kg  
 1x300mm - Extension: 80% - Load capacity: 100kg  
 1x Adjustable shelf  
 1x Retractable shelf  
 1x Door 600mm h  
 Load capacity: 1400kg



# WORKSTATIONS

## WORKBENCHES




Part. No.	Worktop	
S43-80107-051/XX	Multiplex	-
S43-80107-651/XX	with steel cover	-

### Mobile 1000mm

- 1x Worktop 1000x750x40mm h
- 2x Mobile steel leg 800mm h
- 1x Connection bar
- 1x Steel handle
- 2 Fixed and 2 swivel braked polyurethane castors Ø100mm
- Load capacity: 360kg




Part. No.	Worktop	
S43-80107-052/XX	Multiplex	1
S43-80107-652/XX	with steel cover	1

### Mobile 1000mm with 1 drawer

- 1x Worktop 1000x750x40mm h
- 1x Cabinet 233mm h with 1 drawer 27x36 Eh
- Drawer front H: 1x150mm - Extension: 80% - Load capacity: 100kg
- 2x Mobile steel leg 800mm h
- 1x Connection bar
- 1x Steel handle
- 2 Fixed and 2 swivel braked polyurethane castors Ø100mm
- Load capacity: 360kg




Part. No.	Worktop	
S43-80157-051/XX	Multiplex	-
S43-80157-651/XX	with steel cover	-

### Mobile 1500mm

- 1x Worktop 1500x750x40mm h
- 2x Mobile steel leg 800mm h
- 1x Connection bar
- 1x Steel handle
- 2 Fixed and 2 swivel braked polyurethane castors Ø100mm
- Load capacity: 360kg




Part. No.	Worktop	
S43-80157-052/XX	Multiplex	1
S43-80157-652/XX	with steel cover	1

### Mobile 1500mm with 1 drawer


- 1x Worktop 1500x750x40mm h
- 1x Cabinet 233mm h with 1 drawer 27x36 Eh
- Drawer front H: 1x150mm - Extension: 80% - Load capacity: 100kg
- 2x Mobile steel leg 800mm h
- 1x Connection bar
- 1x Steel handle
- 2 Fixed and 2 swivel braked polyurethane castors Ø100mm
- Load capacity: 360kg




Part. No.	Worktop	
S43-80157-053/XX	Multiplex	3
S43-80157-653/XX	with steel cover	3

#### Mobile 1500mm with 3 drawers

1x Worktop 1500x750x40mm h  
 1x Cabinet 383mm h with 3 drawers 27x36 Eh  
 Drawer front H:  
 1x50mm - Extension: 90% - Load capacity: 60kg  
 1x100mm - Extension: 80% - Load capacity: 100kg  
 1x150mm - Extension: 80% - Load capacity: 100kg  
 2x Mobile steel leg 800mm h  
 1x Connection bar  
 1x Steel handle  
 2 Fixed and 2 swivel braked polyurethane castors Ø100mm  
 Load capacity: 360kg




Part. No.	Worktop	
S43-80207-051/XX	Multiplex	-
S43-80207-651/XX	with steel cover	-

#### Mobile 2000mm

1x Worktop 2000x750x40mm h  
 2x Mobile steel leg 800mm h  
 1x Connection bar  
 1x Steel handle  
 2 Fixed and 2 swivel braked polyurethane castors Ø100mm  
 Load capacity: 360kg




Part. No.	Worktop	
S43-80207-052/XX	Multiplex	1
S43-80207-652/XX	with steel cover	1

#### Mobile 2000mm with 1 drawer

1x Worktop 2000x750x40mm h  
 1x Cabinet 233mm h with 1 drawer 27x36 Eh  
 Drawer front H:  
 1x150mm - Extension: 80% - Load capacity: 100kg  
 2x Mobile steel leg 800mm h  
 1x Connection bar  
 1x Steel handle  
 2 Fixed and 2 swivel braked polyurethane castors Ø100mm  
 Load capacity: 360kg



Part. No.	Worktop	
S43-80207-053/XX	Multiplex	3
S43-80207-653/XX	with steel cover	3

#### Mobile 2000mm with 3 drawers

1x Worktop 2000x750x40mm h  
 1x Cabinet 383mm h with 3 drawers 27x36 Eh  
 Drawer front H:  
 1x50mm - Extension: 90% - Load capacity: 60kg  
 1x100mm - Extension: 80% - Load capacity: 100kg  
 1x150mm - Extension: 80% - Load capacity: 100kg  
 2x Mobile steel leg 800mm h  
 1x Connection bar  
 1x Steel handle  
 2 Fixed and 2 swivel braked polyurethane castors Ø100mm  
 Load capacity: 360kg





Part. No.	W	D	H					
40-40107	1000	750	40	1200	-	-	-	-
40-40127	1250	750	40	1200	-	1500	-	-
40-40157	1500	750	40	800	-	1400	1400	-
40-50157	1500	750	50	1000	-	1500	1500	-
40-40207	2000	750	40	400	1400	800	1000	-
40-50207	2000	750	50	500	1500	900	1100	-
40-40257	2500	750	40	-	800	400	800	1400
40-50257	2500	750	50	400	900	500	900	1500

**Multiplex solid wood - Load capacity (kg)**


Steam impregnated and veneered worktop with rounded corners and smooth surface.  
Load capacity is intended for evenly distributed loads.  
Other sizes on request.



Part. No.	W	D	H					
40-43107	1000	750	40	1200	-	-	-	-
40-43127	1250	750	40	1200	-	1500	-	-
40-43157	1500	750	40	800	-	1400	1400	-
40-43207	2000	750	40	400	1400	800	1000	-
40-43257	2500	750	40	-	800	400	800	1400

**Galvanised cover - Load capacity (kg)**

Worktop with galvanised steel cover.  
Load capacity is intended for evenly distributed loads.  
Other sizes on request.



Part. No.	W	D	H					
40-46107	1000	750	40	1200	-	-	-	-
40-46157	1500	750	40	800	-	1400	1400	-
40-46207	2000	750	40	400	1400	800	1000	-
40-46257	2500	750	40	-	800	400	800	1400

#### Steel with rubber textured surface - Load capacity (kg)

Worktop with galvanised steel cover coated in oil-proof rubber.  
Load capacity is intended for evenly distributed loads.  
Other sizes on request.



Part. No.	W	D	H					
40-48157	1500	750	40	800	-	1400	1400	-
40-48207	2000	750	40	400	1400	800	1000	-
40-48257	2500	750	40	-	800	400	800	1400

#### Laminated cover - Load capacity (kg)

Worktop with laminated cover.  
Load capacity is intended for evenly distributed loads.  
Other sizes on request.

# WORKSTATIONS

# WORKBENCHES



Part. No.	W	D	H	Usable H
10-20280/XX	564	725	283	200
10-20380/XX	564	725	383	300
10-20530/XX	564	725	533	450
10-20800/XX	564	725	800	700
10-20850/XX	564	725	850	750
10-21000/XX	564	725	1000	900

### Cabinet housing

Fitted with central locking system and safety cylinder lock with 2 keys.  
Single drawer opening system.  
Fixing material excluded. See fixing material.





Part. No.	W	D	H
10-26200/XX	578	725	224

### Workbench drawer


Drawer front H:  
1x150mm - Extension: 80% - Load capacity: 100kg  
Fitted with cylinder lock and 2 keys.  
Fixing material excluded. See fixing material.





Part. No.	H	Usable H		
10-23050/XX	50	36	90%	60
10-23075/XX	75	61	90%	100
10-23076/XX	75	54	100%	200
10-23100/XX	100	86	80%	100
10-23101/XX	100	79	100%	200
10-23125/XX	125	111	80%	100
10-23126/XX	125	104	100%	200
10-23150/XX	150	136	80%	100
10-23151/XX	150	129	100%	200
10-23200/XX	200	186	80%	100
10-23201/XX	200	179	100%	200
10-23250/XX	250	236	80%	100
10-23251/XX	250	229	100%	200
10-23300/XX	300	286	80%	100
10-23301/XX	300	279	100%	200

### Drawer for static workbench

Dimensions: 459x612xHmmm



Part. No.	H	Usable H		
10-23052/XX	50	36	90%	60
10-23077/XX	75	61	90%	100
10-23078/XX	75	54	100%	200
10-23102/XX	100	86	80%	100
10-23103/XX	100	79	100%	200
10-23127/XX	125	111	80%	100
10-23128/XX	125	104	100%	200
10-23152/XX	150	136	80%	100
10-23153/XX	150	129	100%	200
10-23202/XX	200	186	80%	100
10-23203/XX	200	179	100%	200
10-23252/XX	250	236	80%	100
10-23253/XX	250	229	100%	200
10-23302/XX	300	286	80%	100
10-23303/XX	300	279	100%	200

### Drawer for mobile workbench

Dimensions: 459x612xHmmm  
Individual drawer locking system.







Part. No.	W	H	Opening
10-22451/XX	508	450	Right
10-22455/XX	508	450	Left
10-22601/XX	508	600	Right
10-22605/XX	508	600	Left

#### Door

Fitted with safety cylinder lock and 2 keys.



Part. No.	H		
10-23980/07	100	85%	70

#### Retractable shelf


Height adjustable in 25mm increments.



Part. No.	H	
10-20028/07	100	70

#### Adjustable shelf

Height adjustable in 25mm increments.



Part. No.	H	
10-20034/07	100	50

#### Lower shelf



# WORKSTATIONS

# WORKBENCHES




Part. No.	W	D	H	Opening
40-78000/XX	190	725	800	Left
40-78010/XX	190	725	800	Right
40-78500/XX	190	725	850	Left
40-78510/XX	190	725	850	Right

### Service leg


Fitted with one internal adjustable shelf.  
Hinged door fitted with safety cylinder lock and 2 keys.  
Leg front open to insert covers or sockets.  
Fixing material excluded. See fixing material.

Part. No.	Specification
40-10000	Blind cover
40-10001	ON/OFF switch
40-10021	Thermal-magnetic circuit breaker
40-10002	Hole Ø60mm
40-10030	I-250 V
40-10031	DE-250 V
40-10032	F-250 V
40-10036	UK-240 V
40-10041	Industrial power socket 380 V 3P+T
40-10044	Industrial power socket 240 V 3P+T
40-10050	Compressed air outlet



### Cover and socket for service leg

Different types of sockets are available on request



Part. No.	
40-00010	Pre-assembled kit for cabinet housing
40-00011	Fixing hardware kit for cabinet housing
40-00012	Pre-assembled kit for legs
40-00013	Fixing hardware kit for legs

Part. No.	W	D	H
05-42705	508	450	50
05-42710	508	450	100


### Cabinet base


Colour: Jet black RAL 9005

### Fixing material

For legs and cabinet housing.  
Part. No. 40-00011 - 4 bolts M10 and 4 threaded inserts for wood M10  
Part. No. 40-00013 - 6 bolts M10 and 6 threaded inserts for wood M10






Part. No.	H		
40-68000/XX	800	400	
40-68500/XX	850	400	
40-69000/XX	750/1050	400	Height adjustable


#### Steel leg

Dimensions: 80x725xHmm  
Fixing material excluded. See fixing material.

Part. No.	H		
40-68005/XX	800	400	1x Steel handle
40-68010/XX	800	200	2x Fixed castor
40-68012/XX	800	200	2x Swivel braked castor
40-68014/XX	800	200	1x Steel handle 2x Swivel braked castor
40-69010/XX	800/1100	200	Height adjustable 2x Fixed castor
40-69022/XX	800/1100	200	Height adjustable 2x Swivel braked castor

#### Mobile steel leg

Dimensions: 80x725xHmm. Polyurethane castors Ø100mm.  
Fixing material excluded. See fixing material.



Part. No.	Worktop W	Legs	Bars
40-70012/XX	1250	2	1
40-70015/XX	1500	2	1
40-70017/XX	1750	2	1
40-70020/XX	2000	2	1
40-70021/XX	2000	3	2
40-70025/XX	2500	2	1
40-70026/XX	2500	3	2
40-70030/XX	3000	3	2

#### Connection bar

Part. No.	Worktop W	Fixing
40-26011	1250	Leg-Leg
40-26014	1500	Leg-Leg
40-26016	1750	Leg-Leg
40-26019	2000	Leg-Leg
40-26024	2500	Leg-Leg
40-26029	3000	Leg-Leg
40-26005	1250	Leg-Cabinet
40-26008	1500	Leg-Cabinet
40-26010	1750	Leg-Cabinet
40-26013	2000	Leg-Cabinet
40-26018	2500	Leg-Cabinet
40-26023	3000	Leg-Cabinet

#### Storage shelf

Load capacity: 50kg



---

# STORAGE WORKBENCHES

Compact workbenches offer a versatile, modern and robust solution for production, workshop and laboratory areas. Drawers, doors, shelves and castors can be added to the workbench to create a fully customised workstation.

- High load capacity up to 800kg
- Centralised lock
- Modular system fully customisable
- Static and mobile options




## **PERSONALISE YOUR STORAGE WORKBENCHES**

Scan the QR code and download the dedicated section to discover more modules and combinations.



# 03




Part. No.	Worktop	
S42-84157-001/XX	Multiplex	1
S42-84157-601/XX	with steel cover	1

**1500mm with 1 drawer and 1 door**

- 1x Worktop 1500x750x40mm h
- 1x Housing 1136x750x800mm h
- Drawer front H:
- 1x150mm - Extension: 80% - Load capacity: 100kg
- 1x Door 450mm h
- 1x Adjustable shelf - Load capacity: 70kg
- Load capacity: 800kg




Part. No.	Worktop	
42-84157-002/XX	Multiplex	2
42-84157-602/XX	with steel cover	2

**1500mm with 2 drawers and 2 doors**

- 1x Worktop 1500x750x40mm h
- 1x Housing 1136x750x800mm h
- Drawer front H:
- 2x150mm - Extension: 80% - Load capacity: 100kg
- 2x Door 450mm h
- Load capacity: 800kg




Part. No.	Worktop	
S42-84157-003/XX	Multiplex	3
S42-84157-603/XX	with steel cover	3

**1500mm with 3 drawers**

- 1x Worktop 1500x750x40mm h
- 1x Housing 1136x750x800mm h
- Drawer front H:
- 1x100mm - Extension: 80% - Load capacity: 100kg
- 1x200mm - Extension: 80% - Load capacity: 100kg
- 1x300mm - Extension: 80% - Load capacity: 100kg
- 1x Adjustable shelf - Load capacity: 70kg
- Load capacity: 800kg





Part. No.	Worktop	
42-84157-004/XX	Multiplex	4
42-84157-604/XX	with steel cover	4

**1500mm with 4 drawers**

- 1x Worktop 1500x750x40mm h
- 1x Housing 1136x750x800mm h
- Drawer front H:
- 1x100mm - Extension: 80% - Load capacity: 100kg
- 2x150mm - Extension: 80% - Load capacity: 100kg
- 1x200mm - Extension: 80% - Load capacity: 100kg
- 1x Adjustable shelf - Load capacity: 70kg
- Load capacity: 800kg



Part. No.	Worktop	
S42-84157-006/XX	Multiplex	8
S42-84157-606/XX	with steel cover	8

Part. No.	Worktop	
S42-84157-007/XX	Multiplex	4
S42-84157-607/XX	with steel cover	4

#### 1500mm with 8 drawers


1x Worktop 1500x750x40mm h  
 1x Housing 1136x750x800mm h  
 2x100mm - Extension: 80% - Load capacity: 100kg  
 4x150mm - Extension: 80% - Load capacity: 100kg  
 2x200mm - Extension: 80% - Load capacity: 100kg  
 Load capacity: 800kg

#### 1500mm with 4 drawers and 1 door

1x Worktop 1500x750x40mm h  
 1x Housing 1136x750x800mm h  
 1x100mm - Extension: 80% - Load capacity: 100kg  
 2x150mm - Extension: 80% - Load capacity: 100kg  
 1x200mm - Extension: 80% - Load capacity: 100kg  
 1x Door 600mm h  
 1x Adjustable shelf - Load capacity: 70kg  
 Load capacity: 800kg






Part. No.	Worktop	
42-84207-001/XX	Multiplex	2
42-84207-601/XX	with steel cover	2

**2000mm with 2 drawers and 2 doors**

- 1x Worktop 2000x750x40mm h
- 1x Housing 1636x750x800mm h
- Drawer front H:
- 2x150mm - Extension: 80% - Load capacity: 100kg
- 2x Door 450mm h
- 1x Adjustable shelf - Load capacity: 70kg
- Load capacity: 800kg




Part. No.	Worktop	
42-84207-003/XX	Multiplex	4
42-84207-603/XX	with steel cover	4

**2000mm with 4 drawers and 2 doors**

- 1x Worktop 2000x750x40mm h
- 1x Housing 1636x750x800mm h
- Drawer front H:
- 1x100mm - Extension: 80% - Load capacity: 100kg
- 2x150mm - Extension: 80% - Load capacity: 100kg
- 1x200mm - Extension: 80% - Load capacity: 100kg
- 2x Door 600mm h
- 1x Adjustable shelf - Load capacity: 70kg
- Load capacity: 800kg




Part. No.	Worktop	
42-84207-005/XX	Multiplex	8
42-84207-605/XX	with steel cover	8

**2000mm with 8 drawers**

- 1x Worktop 2000x750x40mm h
- 1x Housing 1636x750x800mm h
- Drawer front H:
- 2x100mm - Extension: 80% - Load capacity: 100kg
- 4x150mm - Extension: 80% - Load capacity: 100kg
- 2x200mm - Extension: 80% - Load capacity: 100kg
- 1x Adjustable shelf - Load capacity: 70kg
- Load capacity: 800kg




Part. No.	Worktop	
42-84207-007/XX	Multiplex	5
42-84207-607/XX	with steel cover	5

**2000mm with 5 drawers and 1 door**

- 1x Worktop 2000x750x40mm h
- 1x Housing 1636x750x800mm h
- Drawer front H:
- 1x100mm - Extension: 80% - Load capacity: 100kg
- 3x150mm - Extension: 80% - Load capacity: 100kg
- 1x200mm - Extension: 80% - Load capacity: 100kg
- 1x Door 600mm h
- 1x Adjustable shelf - Load capacity: 70kg
- Load capacity: 800kg




Part. No.	Worktop	
S47-90020-002/XX	Multiplex	4
S47-90020-602/XX	with steel cover	4

#### Mobile 1065mm with 4 drawers

1x Worktop 1065x750x40mm h  
 1x Housing 888x750x800mm h  
 Drawer front H:  
 1x100mm - Extension: 80% - Load capacity: 100kg  
 2x150mm - Extension: 80% - Load capacity: 100kg  
 1x200mm - Extension: 80% - Load capacity: 100kg  
 1x Adjustable shelf - Load capacity: 70kg  
 1x Steel handle  
 2 Fixed and 2 swivel braked polyurethane castors Ø150mm  
 Load capacity: 600kg




Part. No.	Worktop	
S47-91020-006/XX	Multiplex	4
S47-91020-606/XX	with steel cover	4

#### Mobile 1065mm with 4 drawers and 1 door

1x Worktop 1065x750x40mm h  
 1x Housing 888x750x800mm h  
 Drawer front H:  
 1x100mm - Extension: 80% - Load capacity: 100kg  
 2x150mm - Extension: 80% - Load capacity: 100kg  
 1x200mm - Extension: 80% - Load capacity: 100kg  
 1x Door 600mm h  
 1x Adjustable shelf - Load capacity: 70kg  
 1x Steel handle  
 2 Fixed and 2 swivel braked polyurethane castors Ø150mm  
 Load capacity: 600kg




Part. No.	Worktop	
S47-91120-006/XX	Multiplex	4
S47-91120-606/XX	with steel cover	4

#### Mobile 1315mm with 4 drawers and 1 door

1x Worktop 1315x750x40mm h  
 1x Housing 1136x750x800mm h  
 Drawer front H:  
 1x100mm - Extension: 80% - Load capacity: 100kg  
 2x150mm - Extension: 80% - Load capacity: 100kg  
 1x200mm - Extension: 80% - Load capacity: 100kg  
 1x Door 600mm h  
 1x Adjustable shelf - Load capacity: 70kg  
 1x Steel handle  
 2 Fixed and 2 swivel braked polyurethane castors Ø150mm  
 Load capacity: 600kg



Part. No.	Worktop	
S47-91120-008/XX	Multiplex	4
S47-91120-608/XX	with steel cover	4

#### Mobile 1315mm with 4 drawers and 2 doors

1x Worktop 1315x750x40mm h  
 1x Housing 1136x750x800mm h  
 Drawer front H:  
 4x75mm - Extension: 90% - Load capacity: 100kg  
 2x Door 450mm h  
 1x UNIBOX rack with 4 UNIBOX 5 compartments  
 2 Fixed and 2 swivel braked polyurethane castors Ø150mm  
 Load capacity: 600kg



---

# AUTOMOTIVE

The workstations designed for the automotive sector are the optimal solution for workshops, garages and racing bay interior fit outs. Ideal for domestic and commercial use. Available as standard or fully customised, our storage modules can be selected and designed according to the space available and to suit your working practices achieving your efficiency goals.

- Modular system for flexible solutions
- Load capacity up to 200kg per drawer
- Tested by leading car manufacturers & race teams
- Wide range of accessories available



## **PERSONALISE YOUR AUTOMOTIVE WORKSTATIONS**

Scan the QR code and download the dedicated section to discover more modules and combinations.





# WORKSTATIONS AUTOMOTIVE



Part. No.	W	D	H	Worktop
14-11740-301/XX	1740	600	890	Galvanised
14-11740-601/XX	1740	600	890	with steel cover
14-11740-801/XX	1740	600	890	Laminated

1x Worktop 1740x600x40mm h

1x Hinged doors cabinet 54x27 Eh 850mm h with 1 lower shelf

1x Cabinet 36x27 Eh 850mm h with 6 drawers | 2x75 T, 2x100 T, 1x150 T, 1x300 T



Part. No.	W	D	H	Worktop
14-12610-301/XX	2610	600	890	Galvanised
14-12610-601/XX	2610	600	890	with steel cover
14-12610-801/XX	2610	600	890	Laminated

1x Worktop 2610x600x40mm h

1x Eco cabinet 18x27 Eh 850mm h with 1 door

1x Mobile cabinet 27x27 Eh 807mm h with 3 drawers | 1x100 T, 1x150 T, 1x300 T

1x Cabinet 36x27 Eh 850mm h with 6 drawers | 2x75 T, 2x100 T, 1x150 T, 1x300 T

1x Hinged doors cabinet 36x27 Eh 850mm h with 1 retractable shelf and 1 drip tray



Part. No.	W	D	H	Worktop
14-12610-302/XX	2610	600	890	Galvanised
14-12610-602/XX	2610	600	890	with steel cover
14-12610-802/XX	2610	600	890	Laminated

- 1x Worktop 2610x600x40mm h
- 1x Hinged doors cabinet 45x27 Eh with 1 lower shelf
- 1x Eco cabinet 18x27 Eh 850mm h with 1 door
- 1x Cabinet 54x27 Eh 850mm h with 6 drawers | 2x75 T, 2x100 T, 1x150 T, 1x250 T
- 1x Utility supply cabinet 250x572x850mm h with 2 sockets 380 V and 1 hose port



Part. No.	W	D	H	Worktop
14-12610-303/XX	2610	600	890	Galvanised
14-12610-603/XX	2610	600	890	with steel cover
14-12610-803/XX	2610	600	890	Laminated

- 1x Worktop 2610x600x40mm h
- 1x Eco cabinet 45x27 Eh 850mm h with 1 door, 1 lower shelf, 1 paper holder and 1 drawer | 1x300 T
- 1x Utility supply cabinet 45x27 Eh 850mm h with 2 hose ports
- 1x Hinged doors cabinet 45x27 Eh with 1 retractable shelf and 1 drip tray



# WORKSTATIONS AUTOMOTIVE



Part. No.	W	D	H	Worktop
14-11450-002/XX	1455	1455	2050	Multiplex
14-11450-302/XX	1455	1455	2050	Galvanised
14-11450-602/XX	1455	1455	2050	with steel cover
14-11450-202/XX	1455	1455	2050	Laminated

- 1x Worktop 1020x652x40mm h
- 2x Worktop 564x572x40mm h
- 2x Overhead cabinet with flip-up opening door 717x350x570mm h
- 1x Overhead cabinet with flip-up opening door 720x350x570mm h
- 3x Perforated panel
- 3x Rear panel
- 1x Cabinet 36x27 Eh 850mm h with 8 drawers | 4x75 T, 3x100 T, 1x150 T
- 1x Hinged door cabinet 36x27 Eh 850mm h with 1 lower shelf and 1 adjustable shelf
- 1x Hinged door cabinet 18x27 Eh 850mm h with 1 lower shelf



Part. No.	W	D	H	Worktop
14-11600-001/XX	1608	1608	2050	Multiplex
14-11600-301/XX	1608	1608	2050	Galvanised
14-11600-601/XX	1608	1608	2050	with steel cover
14-11600-201/XX	1608	1608	2050	Laminated

- 1x Worktop 1020x652x40mm h
- 2x Worktop 564x572x40mm h
- 2x Overhead hinged door cabinet 717x350x570mm h
- 1x Overhead hinged door cabinet 720x350x570mm h
- 3x Perforated panel
- 3x Rear panel
- 1x Cabinet 36x27 Eh 850mm h with 5 drawers | 1x100 T, 3x150 T, 1x200 T
- 1x Hinged door cabinet 36x27 Eh 850mm h with 1 lower shelf and 1 adjustable shelf
- 1x Eco cabinet 18x27 Eh 850mm h with 1 paper holder and 1 drawer | 1x300 T



Part. No.	W	D	H	Worktop
14-12150-002/XX	2151	600	2050	Multiplex
14-12150-302/XX	2151	600	2050	Galvanised
14-12150-602/XX	2151	600	2050	with steel cover
14-12150-202/XX	2151	600	2050	Laminated

1x Worktop 2151x572x40mm h  
 3x Overhead cabinet with flip-up opening door 717x350x570mm h  
 3x Perforated panel  
 3x Rear panel  
 2x Cabinet 36x27 Eh 850mm h with 5 drawers | 1x100 T, 3x150 T, 1x200 T  
 1x Hinged doors cabinet 36x27 Eh 850mm h with 1 lower shelf and 1 adjustable shelf



Part. No.	W	D	H	Worktop
14-12150-003/XX	2154	600	2050	Multiplex
14-12150-303/XX	2154	600	2050	Galvanised
14-12150-603/XX	2154	600	2050	with steel cover
14-12150-203/XX	2154	600	2050	Laminated

1x Worktop 1128x572x40mm h  
 2x Overhead cabinet with flip-up opening door 564x350x570mm h  
 2x Perforated panel  
 2x Rear panel  
 1x Cabinet 27x27 Eh 850mm h with 1 door, 1 lower shelf and 3 drawers | 1x50 S, 1x100 T, 1x150 T  
 1x Cabinet 27x27 Eh 850mm h with 5 drawers | 1x100 T, 3x150 T, 1x200 T  
 1x Hinged doors cabinet 1026x555x2000mm h with 4 adjustable shelves



# WORKSTATIONS AUTOMOTIVE



Part. No.	W	D	H	Worktop
14-12660-001/XX	2663	600	2050	Multiplex
14-12660-301/XX	2663	600	2050	Galvanised
14-12660-601/XX	2663	600	2050	with steel cover
14-12660-201/XX	2663	600	2050	Laminated

1x Worktop 2151x572x40mm h  
 3x Overhead hinged door cabinet 717x350x570mm h  
 3x Perforated panel  
 3x Rear panel  
 2x Cabinet 36x27 Eh 850mm h with 5 drawers | 1x100 T, 3x150 T, 1x200 T  
 1x Hinged doors cabinet 36x27 Eh 850mm h with 1 lower shelf and 1 adjustable shelf  
 1x Hinged door cabinet 512x555x2000mm h with 4 adjustable shelves



Part. No.	W	D	H	Worktop
14-13170-001/XX	3175	600	2050	Multiplex
14-13170-301/XX	3175	600	2050	Galvanised
14-13170-601/XX	3175	600	2050	with steel cover
14-13170-201/XX	3175	600	2050	Laminated

1x Worktop 2151x572x40mm h  
 3x Overhead hinged door cabinet 717x350x570mm h  
 3x Perforated panel  
 3x Rear panel  
 2x Cabinet 36x27 Eh 850mm h with 5 drawers | 1x100 T, 3x150 T, 1x200 T  
 1x Hinged doors cabinet 36x27 Eh 850mm h with 1 lower shelf and 1 adjustable shelf  
 2x Hinged door cabinet 512x555x2000mm h with 4 adjustable shelves



Part. No.	W	D	H	Worktop
14-13740-001/XX	3744	600	2050	Multiplex
14-13740-301/XX	3744	600	2050	Galvanised
14-13740-601/XX	3744	600	2050	with steel cover
14-13740-201/XX	3744	600	2050	Laminated

- 1x Worktop 1692x572x40mm h
- 3x Overhead cabinet with flip-up opening door 564x350x570mm h
- 3x Perforated panel
- 3x Rear panel
- 2x Hinged doors cabinet 1026x555x2000mm h with 4 adjustable shelves
- 1x Cabinet 27x27 Eh 850mm h with 5 drawers | 1x100 T, 3x150 T, 1x200 T
- 1x Mobile cabinet 18x27 807mm h with 3 drawers | 1x100 T, 1x150 T, 1x300 T
- 1x Cabinet 27x27 Eh 850mm h with 1 door, 1 lower shelf and 5 drawers | 1x100 T, 3x150 T, 1x200 T



Part. No.	W	D	H	Worktop
14-14200-001/XX	4203	600	2050	Multiplex
14-14200-301/XX	4203	600	2050	Galvanised
14-14200-601/XX	4203	600	2050	with steel cover
14-14200-201/XX	4203	600	2050	Laminated

- 1x Worktop 2151x572x40mm h
- 1x Overhead cabinet with flip-up opening door 870x350x570mm h
- 1x Overhead cabinet with flip-up opening door 717x350x570mm h
- 1x Overhead cabinet with flip-up opening door 564x350x570mm h
- 3x Perforated panel
- 3x Rear panel
- 2x Hinged doors cabinet 1026x555x2000mm h with 4 adjustable shelves
- 1x Eco cabinet 45x27 Eh 850mm h with 1 door, 1 lower shelf, 1 paper holder and 1 drawer | 1x300 T
- 1x Cabinet 45x27 Eh 850mm h with 8 drawers | 4x75 T, 3x100 T, 1x150 T
- 1x Cabinet 27x27 Eh 850mm h with 7 drawers | 2x75 T, 3x100 T, 2x150 T



---

# CANTILEVER WORKBENCHES

Ergonomic industrial workstations for mechanical engineering, electronics, assembly and test laboratory industries. Workbench tops, drawer cabinets and rear panels can be organised to create a perfect and total customisable workstation.

- Electrical system that can be integrated with power trunking and panels
- Fast access time for stored parts and tools thanks to perforated back panel
- Wide range of accessories



## **PERSONALISE YOUR CANTILEVER WORKBENCHES**

Scan the QR code and download the dedicated section to discover more modules and combinations.






# 03

# CANTILEVER WORKBENCHES




Part. No.		Socket block
48-84157-202/XX	-	I-250 V
48-84157-212/XX	-	DE-250 V
48-84157-222/XX	-	F-250 V
48-84157-262/XX	-	UK-240 V

**1500mm**

- 1x Laminated worktop 1500x750x40mm h
- 1x Connection bar
- 2x Steel leg 800mm h
- 1x Power trunking with 6 sockets
- Load capacity: 400kg




Part. No.		Socket block
48-84157-203/XX	3	I-250 V
48-84157-213/XX	3	DE-250 V
48-84157-223/XX	3	F-250 V
48-84157-263/XX	3	UK-240 V

**1500mm with 3 drawers**

- 1x Laminated worktop 1500x750x40mm h
- 1x Cabinet 283mm h with 3 drawers 27x27 Eh
- Drawer front H:  
2x50mm - Extension: 80% - Load capacity: 60kg  
1x100mm - Extension: 75% - Load capacity: 100kg
- 1x Connection bar
- 2x Steel leg 800mm h
- 1x Power trunking with 6 sockets
- Load capacity: 400kg




Part. No.		Socket block
48-84157-205/XX	3	I-250 V
48-84157-215/XX	3	DE-250 V
48-84157-225/XX	3	F-250 V
48-84157-265/XX	3	UK-240 V

**1500mm with 3 drawers and perforated back panel**

- 1x Laminated worktop 1500x750x40mm h
- 1x Cabinet 283mm h with 3 drawers 27x27 Eh
- Drawer front H:  
2x50mm - Extension: 80% - Load capacity: 60kg  
1x100mm - Extension: 75% - Load capacity: 100kg
- 1x Connection bar
- 2x Steel leg 800mm h
- 2x Support column 935mm h
- 1x Shelf
- 1x Power trunking with 6 sockets
- Load capacity: 400kg




Part. No.		Socket block
S48-84157-208/XX	2	I-250 V
S48-84157-218/XX	2	DE-250 V
S48-84157-228/XX	2	F-250 V
S48-84157-268/XX	2	UK-240 V

**1500mm with 2 drawers and perforated back panel**

- 1x Laminated worktop 1500x750x40mm h
- 1x Cabinet 283mm h with 2 drawers 27x27 Eh
- Drawer front H:  
2x100mm - Extension: 75% - Load capacity: 100kg
- 1x Connection bar
- 2x Steel leg 800mm h
- 2x Support column 935mm h
- 1x Perforated panel
- 1x Shelf
- 1x Power trunking with 6 sockets
- Load capacity: 400kg




Part. No.		Socket block
48-84207-202/XX	-	I-250 V
48-84207-212/XX	-	DE-250 V
48-84207-222/XX	-	F-250 V
48-84207-262/XX	-	UK-240 V

#### 2000mm

1x Laminated worktop 2000x750x40mm h  
 1x Connection bar  
 2x Steel leg 800mm h  
 1x Power trunking with 6 sockets  
 Load capacity: 400kg




Part. No.		Socket block
48-84207-203/XX	3	I-250 V
48-84207-213/XX	3	DE-250 V
48-84207-223/XX	3	F-250 V
48-84207-263/XX	3	UK-240 V

#### 2000mm with 3 drawers

1x Laminated worktop 2000x750x40mm h  
 1x Cabinet 283mm h with 3 drawers 27x27 Eh  
 Drawer front H:  
 2x50mm - Extension: 80% - Load capacity: 60kg  
 1x100mm - Extension: 75% - Load capacity: 100kg  
 1x Connection bar  
 2x Steel leg 800mm h  
 1x Power trunking with 6 sockets  
 Load capacity: 400kg




Part. No.		Socket block
48-84207-205/XX	3	I-250 V
48-84207-215/XX	3	DE-250 V
48-84207-225/XX	3	F-250 V
48-84207-265/XX	3	UK-240 V

#### 2000mm with 3 drawers and perforated back panel

1x Laminated worktop 2000x750x40mm h  
 1x Cabinet 283mm h with 3 drawers 27x27 Eh  
 Drawer front H:  
 2x50mm - Extension: 80% - Load capacity: 60kg  
 1x100mm - Extension: 75% - Load capacity: 100kg  
 1x Connection bar  
 2x Steel leg 800mm h  
 3x Support column 935mm h  
 2x Shelf  
 1x Power trunking with 6 sockets  
 Load capacity: 400kg



Part. No.		Socket block
S48-84207-208/XX	2	I-250 V
S48-84207-218/XX	2	DE-250 V
S48-84207-228/XX	2	F-250 V
S48-84207-268/XX	2	UK-240 V

#### 1500mm with 2 drawers and perforated back panel

1x Laminated worktop 1500x750x40mm h  
 1x Cabinet 283mm h with 2 drawers 27x27 Eh  
 Drawer front H:  
 2x100mm - Extension: 75% - Load capacity: 100kg  
 1x Connection bar  
 2x Steel leg 800mm h  
 3x Support column 935mm h  
 1x Perforated panel  
 1x Shelf  
 1x Power trunking with 6 sockets  
 Load capacity: 400kg



---

# PERFORATED BACK PANELS


The perforated tool panel has 10x10mm square holes, with a 38mm pitch, and constitutes a fundamental element for your industrial workstation or work area. It can be installed on dual-slotted uprights fitted to workbenches and trolleys, on walls by using appropriate brackets or inside a shadow board roller shutter cabinet that can either be bench mounted or wall fixed.

- Quick visual access to tools using hooks and shelves
- Easy assembly
- Customisable due to modular system
- Integral with our full product range



## **PERSONALISE YOUR PERFORATED BACK PANELS**

Scan the QR code and download the dedicated section to discover more modules and combinations.



# PERFORATED BACK PANELS



Part. No.	Worktop W	H
49-12101/07	1250	327
49-15101/07	1500	327
49-17101/07	1750	327

Part. No.	Worktop W	H
49-12102/07	1250	327
49-15102/07	1500	327
49-17102/07	1750	327

**Perforated back panel**  
1x Perforated panel

**Perforated back panel**  
1x Perforated panel  
1x Shelf




Part. No.	Worktop W	H
49-12203/07	1250	631
49-15203/07	1500	631
49-17203/07	1750	631

Part. No.	Worktop W	H
49-12204/07	1250	631
S49-15204/07	1500	631
49-17204/07	1750	631

**Perforated back panel**  
1x Perforated panel  
2x Shelf

**Perforated back panel**  
2x Perforated panel  
1x Shelf




Part. No.	Worktop W	H
49-12301/07	1250	935
S49-15301/07	1500	935
49-17301/07	1750	935

Part. No.	Worktop W	H	Socket block
S49-15169/07	1500	935	-
S49-15160/07	1500	935	I-250 V
S49-15161/07	1500	935	DE-250 V
S49-15162/07	1500	935	F-250 V
S49-15166/07	1500	935	UK-240 V


**Perforated back panel**  
3x Perforated panel

**Perforated back panel**  
1x Perforated panel  
1x Shelf  
1x Rail  
1x LED Lamp  
1x Socket block with 4 sockets and 1 switch ON/OFF




Part. No.	Worktop W	H
49-20101/07	2000	327
49-25101/07	2500	327

**Perforated back panel**  
2x Perforated panel




Part. No.	Worktop W	H
S49-20203/07	2000	631
49-25203/07	2500	631

**Perforated back panel**  
2x Perforated panel  
2x Shelf




Part. No.	Worktop W	H
S49-20301/07	2000	935
49-25301/07	2500	935

**Perforated back panel**  
6x Perforated panel




Part. No.	Worktop W	H
49-20303/07	2000	935
49-25303/07	2500	935

**Perforated back panel**  
2x Perforated panel  
4x Shelf



Part. No.	Worktop W	H
49-20306/07	2000	935
49-25306/07	2500	935


**Perforated back panel**  
2x Perforated panel  
2x Shelf  
1x Rail



Part. No.	Worktop W	H	Socket block
S49-20469/07	2000	935	-
S49-20460/07	2000	935	I-250 V
S49-20461/07	2000	935	DE-250 V
S49-20462/07	2000	935	F-250 V
S49-20466/07	2000	935	UK-240 V

**Perforated back panel**  
4x Perforated panel  
2x Shelf  
1x Rail  
1x LED Lamp  
1x Socket block with 4 sockets and 1 switch ON/OFF

# PERFORATED BACK PANELS



Part. No.	W	D	H	Fixing
S40-91008/XX	937	210	810	Worktop
S40-91208/XX	937	210	810	Wall

**Roller shutter cabinet**


Usable dimensions: 887x125x600mm h  
 2x Perforated panel - Colour: Light Grey RAL 7035  
 Supports included for wall mounting



Part. No.	W	D	H	Fixing
S40-91010/XX	937	210	1114	Worktop
S40-91210/XX	937	210	1114	Wall

**Roller shutter cabinet**


Usable dimensions: 887x125x900mm h  
 3x Perforated panel - Colour: Light Grey RAL 7035  
 Supports included for wall mounting



Part. No.	W	D	H	Fixing
S40-94008/XX	1419	210	810	Worktop
S40-94208/XX	1419	210	810	Wall

**Roller shutter cabinet**


Usable dimensions: 1370x125x600mm h  
 2x Perforated panel - Colour: Light Grey RAL 7035  
 Supports included for wall mounting



Part. No.	W	D	H	Fixing
S40-94010/XX	1419	210	1114	Worktop
S40-94210/XX	1419	210	1114	Wall

**Roller shutter cabinet**


Usable dimensions: 1370x125x900mm h  
 3x Perforated panel - Colour: Light Grey RAL 7035  
 Supports included for wall mounting



Part. No.	W	D	H	Fixing
S40-96008/XX	1937	210	810	Worktop
S40-96208/XX	1937	210	810	Wall

**Roller shutter cabinet**

Usable dimensions: 1888x125x600mm h  
 2x Perforated panel - Colour: Light Grey RAL 7035  
 Supports included for wall mounting



Part. No.	W	D	H	Fixing
S40-96010/XX	1937	210	1114	Worktop
S40-96210/XX	1937	210	1114	Wall


**Roller shutter cabinet**

Usable dimensions: 1888x125x900mm h  
 3x Perforated panel - Colour: Light Grey RAL 7035  
 Supports included for wall mounting





# PERFORATED BACK PANELS



Part. No.	Usable H
40-90008/07	327
40-90016/07	631
40-90024/07	935
40-90032/07	1239


### Support column

For workbench length 1500mm: 2 support columns.  
For workbench length 2000mm: 3 support columns.

Part. No.	Worktop W	H
40-91230/07	1250	304
40-91530/07	1500	304
40-91730/07	1750	304
40-91030/07	2000	304
40-91330/07	2500	304
40-91630/07	3000	304

### Perforated panel




Part. No.	Worktop W	D	
40-92232/07	1250	320	20
40-92532/07	1500	320	20
40-92732/07	1750	320	20
40-92032/07	2000	320	20
40-92332/07	2500	320	20
40-92632/07	3000	320	20

### Shelf

Incline: 0° / 8° / 15°. Support columns non included.



Part. No.	Worktop W	D	H	
40-95112	1250	660	300	20
40-95115	1500	660	300	20
40-95117	1750	660	300	20
40-95120	2000	660	300	20
40-95125	2500	660	300	20
40-95130	3000	660	300	20

### Slide track

Support columns not included.  
Colour: Galvanised






Part. No.	Protection	Watt
46-09006	IP 66	2x36 W

#### Overhead light

Power cable not supplied.  
Slide track and support columns not included.



Part. No.	Worktop W	Power modules
40-91539/07	1500	1+1
40-92039/07	2000	1

#### Perforated panel for socket


Sockets not included.



Part. No.	Worktop W	Power modules
40-06159/07	1500	1+1
40-06209/07	2000	1+1

#### Power trunking

Panels, support columns and sockets not included.



Part. No.	Worktop W	Power modules	Power panels
14-98056/07	1500	2	1
14-98071/07	2000	1+1	2

#### Rear power panel

Panels, support columns and sockets not included.

# PERFORATED BACK PANELS



Part. No.	W	D	H
14-13056/XX	564	350	570
14-13071/XX	717	350	570
14-13087/XX	870	350	570
14-13102/XX	1023	350	570

### Overhead hinged door cabinet

Fitted with safety cylinder lock with 2 keys.  
Part. No. 14-13056 with single door.



Part. No.	W	D	H
14-14056/XX	564	350	570
14-14071/XX	717	350	570
14-14087/XX	870	350	570
14-14102/XX	1023	350	570

### Overhead cabinet with flip-up opening door



Part. No.	Sockets
40-08040	3x I-250 V
40-08041	3x D-250 V
40-08042	3x F-250 V
40-08046	3x UK-240 V
40-08010	3x I-250 V + ON/OFF switch
40-08011	3x D-250 V + ON/OFF switch
40-08012	3x F-250 V + ON/OFF switch
40-08016	3x UK-240 V + ON/OFF switch

### Socket block

Other sockets at request.  
Connecting cable 1500mm - Part. No. 14-08015  
Connecting cable 2000mm - Part. No. 14-08020



Part. No.	Sockets
40-06010	4x I-250 V + ON/OFF switch
40-06011	4x D-250 V + ON/OFF switch
40-06012	4x F-250 V + ON/OFF switch
40-06016	4x UK-240 V + ON/OFF switch

### Power strip for support column

Other sockets at request.




# PERFORATED BACK PANELS



Part. No.	W	Ø
S06-71728	9.5/27.5	27.5
S06-71735	16.5/34.5	27.5
S06-71742	23.5/41.5	27.5

Hammer and plier holder



Part. No.	Ø
S06-71406	6
S06-71410	10
S06-71414	14
S06-71419	19
S06-71425	25

Spring clip



Part. No.	W	Ø	Positions
S06-75032	240	3/14	32

Screw driver holder



Part. No.	W	Ø
S06-73035	40	4.5

Single angled hook




Part. No.	W	Ø
S06-70040	38	4.5
S06-70075	75	4.5
S06-70100	100	4.5

Single hook




Part. No.	W	Ø
S06-71055	38	23.5
S06-71075	75	23.5
S06-71100	100	23.5
S06-71200	200	23.5

Double hook



Part. No.	W	Ø	Positions
S06-70032	240	3/14	32

Drill bit holder



Part. No.	W	Positions
S06-77012	556	12

Spanner holder



Part. No.	W	D
S06-72151	150	28
S06-72200	200	35

Closed double hook




Part. No.	Ø
S06-74040	40
S06-74060	60

Closed hook



Part. No.	Ø
S06-73060	3/14

Round hook



Part. No.	W	D	H
S06-78001	93	100	34

Plastic box

# PERFORATED BACK PANELS



**Part. No.**

06-71742	3x Hammer and plier holder
06-71414	4x Spring clip
06-70040	5x Single hook
06-70100	1x Single hook
06-71419	2x Spring clip


**S06-97015 - 15 Hooks**



**Part. No.**

06-71742	1x Hammer and plier holder
06-71414	2x Spring clip
06-70040	9x Single hook
06-73035	2x Single angled hook
06-71419	4x Spring clip
06-71075	1x Double hook
06-77012	1x Spanner holder

**S06-97020 - 20 Hooks**



**Part. No.**

06-71742	5x Hammer and plier holder
06-71414	6x Spring clip
06-70040	12x Single hook
06-73035	6x Single angled hook
06-71419	5x Spring clip
06-71075	2x Double hook
06-77012	1x Spanner holder
06-71406	3x Spring clip
06-71425	6x Spring clip

**S06-97046 - 46 Hooks**




**Part. No.**

S06-45050/XX

**Perforated panel**

500x456x22mm h  
Fixing to the wall.  
Fixing material and hooks not included.




**Part. No.**

S06-45100/XX

**Perforated panel**

1000x456x22mm h  
Fixing to the wall.  
Fixing material and hooks not included.




**Part. No.**


S06-45150/XX

**Perforated panel**

1500x456x22mm h  
Fixing to the wall.  
Fixing material and hooks not included.







Part. No.	Dimensions	Capacity	
S70-001412	103x93x52mm h	0.25 L	12
S70-010412	103x169x75mm h	1 L	12
S70-020409	150x230x125mm h	3.8 L	9

Plastic bins



Part. No.		
S106-00141	4	103x93x52mm h
S106-01041	4	103x169x75mm h
S106-02041	3	150x230x125mm h

Rail + plastic bins



---

# COMPUTER CABINETS

A critical part of daily working practices includes the maintenance and audit of hardware, computers and other electronic devices – especially in workspaces which create dust, swarf and air pollutants. Our wide range of PC cabinets and quality stations helps combat the daily degradation and abuse these expensive and essential items receive.

- Central locking system
- Modular system
- Built-in ventilator and dust filter
- Roller shutter cabinet



## **PERSONALISE YOUR COMPUTER CABINETS**

Scan the QR code and download the dedicated section to discover more modules and combinations.





Part. No.	W	D	H	Socket block
S17-61629-00/XX	717	595	1625	-
S17-61620-00/XX	717	595	1625	I-250 V
S17-61621-00/XX	717	595	1625	DE-250 V
S17-61622-00/XX	717	595	1625	F-250 V
S17-61626-00/XX	717	595	1625	UK-240 V

Part. No.	W	D	H	Socket block
S17-61629-01/XX	717	595	1625	-
S17-61620-01/XX	717	595	1625	I-250 V
S17-61621-01/XX	717	595	1625	DE-250 V
S17-61622-01/XX	717	595	1625	F-250 V
S17-61626-01/XX	717	595	1625	UK-240 V

### PC cabinet

Central locking system  
 Usable dimensions upper compartment: 661x552x550mm h  
 Monitor leaf door with Plexiglas® window for visibility  
 Retractable keyboard drawer with mouse holder  
 Usable dimensions lower compartment: 661x467x725mm h  
 Built-in ventilator and dust filter  
 Socket block with 4 sockets, switch ON/OFF and connecting cable

### PC cabinet with 1 shelf

Central locking system  
 Usable dimensions upper compartment: 661x552x550mm h  
 Monitor leaf door with Plexiglas® window for visibility  
 Retractable keyboard drawer with mouse holder  
 Usable dimensions lower compartment: 661x467x725mm h  
 Adjustable shelf - Load capacity: 70kg  
 Built-in ventilator and dust filter  
 Socket block with 4 sockets, switch ON/OFF and connecting cable



Part. No.	W	D	H	Socket block
17-61629A-00/XX	717	595	1753	-
17-61620A-00/XX	717	595	1753	I-250 V
17-61621A-00/XX	717	595	1753	DE-250 V
17-61622A-00/XX	717	595	1753	F-250 V
17-61626A-00/XX	717	595	1753	UK-240 V

Part. No.	W	D	H	Socket block
S17-61629A-05/XX	717	595	1753	-
S17-61620A-05/XX	717	595	1753	I-250 V
S17-61621A-05/XX	717	595	1753	DE-250 V
S17-61622A-05/XX	717	595	1753	F-250 V
S17-61626A-05/XX	717	595	1753	UK-240 V

### Mobile PC cabinet

Central locking system  
 Usable dimensions upper compartment: 661x552x550mm h  
 Monitor leaf door with Plexiglas® window for visibility  
 Retractable keyboard drawer with mouse holder  
 Usable dimensions lower compartment: 661x467x725mm h  
 Built-in ventilator and dust filter  
 Socket block with 4 sockets, switch ON/OFF and connecting cable  
 2 Fixed and 2 swivel braked polyurethane castors Ø100mm  
 Load capacity: 360kg

### Mobile PC cabinet with 1 shelf

Central locking system  
 Usable dimensions upper compartment: 661x552x550mm h  
 Monitor leaf door with Plexiglas® window for visibility  
 Retractable keyboard drawer with mouse holder  
 Usable dimensions lower compartment: 661x467x725mm h  
 Adjustable shelf - Load capacity: 70kg  
 Built-in ventilator and dust filter  
 Socket block with 4 sockets, switch ON/OFF and connecting cable  
 2 Fixed and 2 swivel braked polyurethane castors Ø100mm  
 Load capacity: 360kg



Part. No.	W	D	H	Socket block
17-41679-00/XX	717	595	1670	-
17-41670-00/XX	717	595	1670	I-250 V
17-41671-00/XX	717	595	1670	DE-250 V
17-41672-00/XX	717	595	1670	F-250 V
17-41676-00/XX	717	595	1670	UK-240 V

#### Flat screen PC cabinet

Central locking system

Usable dimensions upper compartment: 661x280x532mm h

Monitor leaf door with Plexiglas® window for visibility

1x Drawer 75mm - Extension: 80% - Load capacity: 100kg

Usable dimensions lower compartment: 661x467x770mm h

Built-in ventilator and dust filter

Socket block with 4 sockets, switch ON/OFF and connecting cable



Part. No.	W	D	H	Socket block
S17-41679-01/XX	717	595	1670	-
S17-41670-01/XX	717	595	1670	I-250 V
S17-41671-01/XX	717	595	1670	DE-250 V
S17-41672-01/XX	717	595	1670	F-250 V
S17-41676-01/XX	717	595	1670	UK-240 V

#### Flat screen PC cabinet with 1 shelf

Central locking system

Usable dimensions upper compartment: 661x280x532mm h

Monitor leaf door with Plexiglas® window for visibility

1x Drawer 75mm - Extension: 80% - Load capacity: 100kg

Usable dimensions lower compartment: 661x467x770mm h

Built-in ventilator and dust filter

Adjustable shelf - Load capacity: 70kg

Socket block with 4 sockets, switch ON/OFF and connecting cable



Part. No.	W	D	H	Socket block
17-41679A-00/XX	717	595	1798	-
17-41670A-00/XX	717	595	1798	I-250 V
17-41671A-00/XX	717	595	1798	DE-250 V
17-41672A-00/XX	717	595	1798	F-250 V
17-41676A-00/XX	717	595	1798	UK-240 V

#### Mobile flat screen PC cabinet

Central locking system

Usable dimensions upper compartment: 661x280x532mm h

Monitor leaf door with Plexiglas® window for visibility

1x Drawer 75mm - Extension: 80% - Load capacity: 100kg

Usable dimensions lower compartment: 661x467x770mm h

Built-in ventilator and dust filter

Socket block with 4 sockets, switch ON/OFF and connecting cable

2 Fixed and 2 swivel braked polyurethane castors Ø100mm

Load capacity: 360kg



Part. No.	W	D	H	Socket block
S17-41679A-05/XX	717	595	1798	-
S17-41670A-05/XX	717	595	1798	I-250 V
S17-41671A-05/XX	717	595	1798	DE-250 V
S17-41672A-05/XX	717	595	1798	F-250 V
S17-41676A-05/XX	717	595	1798	UK-240 V

#### Mobile flat screen PC cabinet with 1 shelf

Central locking system

Usable dimensions upper compartment: 661x280x532mm h

Monitor leaf door with Plexiglas® window for visibility

1x Drawer 75mm - Extension: 80% - Load capacity: 100kg

Usable dimensions lower compartment: 661x467x770mm h

Built-in ventilator and dust filter


Adjustable shelf - Load capacity: 70kg

Socket block with 4 sockets, switch ON/OFF and connecting cable

2 Fixed and 2 swivel braked polyurethane castors Ø100mm

Load capacity: 360kg






Part. No.	W	D	H	Socket block
S17-41009A-00/XX	717	595	1128	-
S17-41000A-00/XX	717	595	1128	I-250 V
S17-41001A-00/XX	717	595	1128	DE-250 V
S17-41002A-00/XX	717	595	1128	F-250 V
S17-41006A-00/XX	717	595	1128	UK-240 V

#### Mobile notebook cabinet

Central locking system  
 1x Drawer 75mm - Extension: 80% - Load capacity: 100kg  
 Usable dimensions lower compartment: 661x467x770mm h  
 Built-in ventilator and dust filter  
 Socket block with 4 sockets, switch ON/OFF and connecting cable  
 2 Fixed and 2 swivel braked polyurethane castors Ø100mm  
 Load capacity: 360kg



Part. No.	W	D	H	Socket block
S17-41009A-05/XX	717	595	1128	-
S17-41000A-05/XX	717	595	1128	I-250 V
S17-41001A-05/XX	717	595	1128	DE-250 V
S17-41002A-05/XX	717	595	1128	F-250 V
S17-41006A-05/XX	717	595	1128	UK-240 V

#### Mobile notebook cabinet with 1 shelf

Central locking system  
 1x Drawer 75mm - Extension: 80% - Load capacity: 100kg  
 Usable dimensions lower compartment: 661x467x770mm h  
 Built-in ventilator and dust filter  
 Adjustable shelf - Load capacity: 70kg  
 Socket block with 4 sockets, switch ON/OFF and connecting cable  
 2 Fixed and 2 swivel braked polyurethane castors Ø100mm  
 Load capacity: 360kg





Part. No.	W	D	H	Socket block
13-90800-04/XX	1434	725	2000	-

#### Quality station with 4 drawers

1x Laminated worktop 1379x700x40mm h  
 1x Roller shutter cabinet 1200mm h with 1 adjustable shelf  
 1x Cabinet 800mm h with 4 drawers 36x36 Eh  
 Drawer front H: 1x100 T, 2x150 T, 1x300 T  
 1x Steel leg 800mm h  
 1x Rear panel



Part. No.	W	D	H	Socket block
13-90819-01/XX	1434	725	2000	-
13-90810-01/XX	1434	725	2000	I-250 V
13-90811-01/XX	1434	725	2000	DE-250 V
13-90812-01/XX	1434	725	2000	F-250 V
13-90816-01/XX	1434	725	2000	UK-240 V

#### Quality station

1x Laminated worktop 1379x700x40mm h  
 1x Roller shutter cabinet 1200mm h with 1 adjustable shelf  
 1x Hardware cabinet 717x725x800mm h  
 1x Socket block with 4 sockets, switch ON/OFF  
 1x Retractable shelf - Extension: 90% - Load capacity: 70kg  
 1x Lower shelf  
 1x Steel leg 800mm h  
 1x Rear panel



Part. No.	W	D	H	Socket block
13-91019-01/XX	1434	725	2200	-
13-91010-01/XX	1434	725	2200	I-250 V
13-91011-01/XX	1434	725	2200	DE-250 V
13-91012-01/XX	1434	725	2200	F-250 V
13-91016-01/XX	1434	725	2200	UK-240 V

#### Quality station with 1 drawer

1x Laminated worktop 1379x700x40mm h  
 1x Roller shutter cabinet 1200mm h with 1 adjustable shelf  
 1x Hardware cabinet 717x725x1000mm h  
 1x Socket block with 4 sockets, switch ON/OFF  
 1x Drawer 75mm - Extension: 90% - Load capacity: 100kg  
 1x Retractable shelf - Load capacity: 70kg  
 1x Lower shelf  
 1x Steel leg 1000mm h  
 1x Rear panel



Part. No.	W	D	H	Socket block
13-91019-04/XX	1434	725	2200	-
13-91010-04/XX	1434	725	2200	I-250 V
13-91011-04/XX	1434	725	2200	DE-250 V
13-91012-04/XX	1434	725	2200	F-250 V
13-91016-04/XX	1434	725	2200	UK-240 V

#### Quality station with 3 drawers

1x Laminated worktop 1379x700x40mm h  
 1x Roller shutter cabinet 1200mm h with 1 adjustable shelf  
 1x Hardware cabinet 717x725x800mm h  
 1x Socket block with 4 sockets, switch ON/OFF  
 1x Retractable shelf - Extension: 90% - Load capacity: 70kg  
 1x Lower shelf  
 1x Cabinet 1000mm h with 3 drawers 36x36 Eh  
 Drawer front H: 3x300 T



---

# CNC TOOL STORAGE

Reduce down time, increase efficiency, space save and reduce costs with our cnc tool storage and transport solutions. Our tool holders are made of ABS, resistant to impact and mineral oils, and are available in various designs and sizes to accommodate different types of spindle. The holder is screwed to our insert frame and tool cradle or attached with a catch fastener.

- Super density CNC tool storage
- For all tools types
- Solidity guaranteed by impact-resistant materials
- Frames fit to trolleys, machine cabinets and CNC cupboards



## **PERSONALISE YOUR CNC TOOL STORAGE SYSTEMS**

Scan the QR code and download the dedicated section to discover more modules and combinations.







Part. No.	W	D	H	Ø	Tool
30-51030	65	138	48	20.6	ISO-SK30
30-51040	58	138	63	44,5	ISO-SK40
30-51050	105	138	63	69,9	ISO-SK50

Tool holder ISO-SK



Part. No.	W	D	H	Ø	Tool
30-51432	64	138	30	21	HSK 32
30-51440	64	138	30	27	HSK 40
30-51450	82	138	30	35	HSK 50
30-51463	64	138	30	48,6	HSK 63
30-51480	105	138	30	58	HSK 80
30-51499	105	138	30	75	HSK 100

Tool holder HSK



Part. No.	W	D	H	Ø	Tool
30-51604	82	138	40	28	CAPTO C4
30-51605	82	138	40	35	CAPTO C5
30-51606	82	138	30	47	CAPTO C6
30-51608	105	138	50	55	CAPTO C8

Tool holder CAPTO



Part. No.	W	D	H	Ø	Tool
30-51130	58	138	76	31	VDI 30
30-51140	65	138	84	41	VDI 40
30-51150	80	138	99	51	VDI 50


Tool holder VDI

Part. No.	Tool	30-41360	30-41540	30-45336	30-43436	30-43354	30-43454
30-51030	ISO-SK 30	8	14	24	32	39	52
30-51040	ISO-SK 40	8	14	24	32	39	52
30-51050	ISO-SK 50	5	9	15	20	24	32
30-51432	HSK 32	8	13	24	32	39	52
30-51440	HSK 40	8	13	24	32	39	52
30-51450	HSK 50	6	10	18	24	30	40
30-51463	HSK 63	8	14	24	32	36	48
30-51480	HSK 80	4	8	12	16	24	32
30-51499	HSK 100	4	8	12	16	21	28
30-51604	CAPTO C4	6	10	18	24	30	40
30-51605	CAPTO C5	6	10	18	24	30	40
30-51606	CAPTO C6	6	11	18	24	30	40
30-51608	CAPTO C8	4	8	12	16	24	32
30-51130	VDI 30	8	14	24	32	39	52
30-51140	VDI 40	8	14	24	32	39	52
30-51150	VDI 50	6	11	18	24	30	40

No. of tools per tool holder



# TRANSPORT & STORAGE



Part. No.	W	D	H	Rows
30-41360/07	562	135	155	1
30-41540/07	946	135	155	1

**Tool cradle**

2x Support - Part. No. 30-44180

Part. No.	Tool
S30-23627-000/XX	-
S30-23627-004/XX	24x ISO-SK 40
S30-23627-005/XX	15x ISO-SK 50
S30-23627-008/XX	24x HSK 63
S30-23627-001/XX	12x HSK 100
S30-23627-009/XX	18x CAPTO C6

**NC Tool stand**

Dimensions: 588x500x255mm h

1x Fixed tool holder frame 3-rows - Colour: Light Grey RAL 7035





Part. No.	W	D	H	Tool
S30-10101-700/XX	1077	508	826	-
S30-10101-704/XX	1077	508	826	x40 ISO-SK 40
S30-10101-705/XX	1077	508	826	x25 ISO-SK 50
S30-10101-708/XX	1077	508	826	x40 HSK 63
S30-10101-701/XX	1077	508	826	x20 HSK 100
S30-10101-709/XX	1077	508	826	x30 CAPTO C6

#### CNC Trolley


1x Side shelf with rubber mat  
 1x Fixed tool holder frame 3-rows - Part. No. 30-45336  
 2x Tool cradle with supports - Part. No. 30-41360  
 1x Steel handle  
 2 Fixed and 2 swivel braked polyurethane castors Ø100mm  
 Load capacity: 360kg



Part. No.	W	D	H	Tool
S30-10100-800/XX	1077	508	880	-
S30-10100-804/XX	1077	508	880	x56 ISO-SK 40
S30-10100-805/XX	1077	508	880	x35 ISO-SK 50
S30-10100-808/XX	1077	508	880	x56 HSK 63
S30-10100-801/XX	1077	508	880	x28 HSK 100
S30-10100-809/XX	1077	508	880	x42 CAPTO C6

#### CNC Trolley

1x Side shelf with rubber mat  
 1x Fixed tool holder frame 3-rows - Part. No. 30-45336  
 4x Tool cradle with supports - Part. No. 30-41360  
 1x Steel handle  
 2 Fixed and 2 swivel braked polyurethane castors Ø150mm  
 Load capacity: 600kg



Part. No.	W	D	H	Tool
30-10400-30/XX	1080	692	970	-
30-10400-34/XX	1080	692	970	x72 ISO-SK 40
30-10400-35/XX	1080	692	970	x45 ISO-SK 50
30-10400-38/XX	1080	692	970	x72 HSK 63
30-10400-31/XX	1080	692	970	x36 HSK 100
30-10400-39/XX	1080	692	970	x54 CAPTO C6

#### CNC Trolley

5x Tool cradle with supports - Part. No. 30-41360  
 1x Fixed tool holder frame 4-rows - Part. No. 30-43436  
 1x Adjustable shelf with rubber mat  
 1x Steel handle  
 2 Fixed and 2 swivel braked polyurethane castors Ø200mm  
 Load capacity: 600kg



Part. No.	W	D	H	Tool
30-10800-20/XX	680	780	1200	-
30-10800-24/XX	680	780	1200	x64 ISO-SK 40
30-10800-25/XX	680	780	1200	x40 ISO-SK 50
30-10800-38/XX	680	780	1200	x64 HSK 63
30-10800-31/XX	680	780	1200	x32 HSK 100
30-10800-39/XX	680	780	1200	x48 CAPTO C6

#### CNC Trolley

8x Tool cradle with supports - Part. No. 30-41360  
 2x Steel handle  
 2 Fixed and 2 swivel braked polyurethane castors Ø150mm  
 Load capacity: 600kg



# CNC TOOL STORAGE


## TRANSPORT & STORAGE



Part. No.	W	D	H	Tool
15-31000-71/XX	717	748	1020	-
15-31000-74/XX	717	748	1020	x32 ISO-SK 40
15-31000-75/XX	717	748	1020	x20 ISO-SK 50
15-31000-78/XX	717	748	1020	x32 HSK 63
15-31000-72/XX	717	748	1020	x16 HSK 100
15-31000-79/XX	717	748	1020	x24 CAPTO C6

### Machine tool cabinet

2x Hinged door  
 1x 3-sided safety upstand with rubber mat  
 3x Drawer 75mm - Extension: 100% - Load capacity: 200kg  
 2x Drawer 100mm - Extension: 100% - Load capacity: 200kg  
 1x Retractable shelf - Extension: 100% - Load capacity: 200kg  
 1x Fixed tool holder frame 4-rows - Part. No. 30-43436



Part. No.	W	D	H	Tool
S15-31000-800/XX	717	748	1020	-
S15-31000-804/XX	717	748	1020	x64 ISO-SK 40
S15-31000-805/XX	717	748	1020	x40 ISO-SK 50
S15-31000-808/XX	717	748	1020	x64 HSK 63
S15-31000-801/XX	717	748	1020	x32 HSK 100
S15-31000-809/XX	717	748	1020	x48 CAPTO C6

### Machine tool cabinet

2x Hinged door  
 1x 3-sided safety upstand with rubber mat  
 1x Drawer 75mm - Extension: 100% - Load capacity: 200kg  
 2x Drawer 100mm - Extension: 100% - Load capacity: 200kg  
 2x Fixed tool holder frame 4-rows - Part. No. 30-43436



Part. No.	W	D	H	Tool
15-41000-71/XX	717	748	1020	-
15-41000-74/XX	717	748	1020	x32 ISO-SK 40
15-41000-75/XX	717	748	1020	x20 ISO-SK 50
15-41000-78/XX	717	748	1020	x32 HSK 63
15-41000-72/XX	717	748	1020	x16 HSK 100
15-41000-79/XX	717	748	1020	x24 CAPTO C6

### Machine tool cabinet

2x Hinged door  
 1x 3-sided safety upstand with rubber mat  
 4x Drawer 75mm - Extension: 100% - Load capacity: 200kg  
 1x Drawer 100mm - Extension: 100% - Load capacity: 200kg  
 1x Retractable shelf - Extension: 100% - Load capacity: 200kg  
 1x Fixed tool holder frame 4-rows - Part. No. 30-43436



Part. No.	W	D	H	Tool
15-41000-02/XX	717	748	1020	-

### Machine tool cabinet

2x Hinged door  
 1x 3-sided safety upstand with rubber mat  
 2x Drawer 75mm - Extension: 100% - Load capacity: 200kg  
 2x Drawer 150mm - Extension: 100% - Load capacity: 200kg



Part. No.	W	D	H	Tool
15-31450-71/XX	717	748	1450	-
15-31450-74/XX	717	748	1450	x32 ISO-SK 40
15-31450-75/XX	717	748	1450	x20 ISO-SK 50
15-31450-78/XX	717	748	1450	x32 HSK 63
15-31450-72/XX	717	748	1450	x16 HSK 100
15-31450-79/XX	717	748	1450	x24 CAPTO C6

#### Machine tool cabinet

2x Hinged door  
 2x Drawer 75mm - Extension: 100% - Load capacity: 200kg  
 2x Drawer 100mm - Extension: 100% - Load capacity: 200kg  
 1x Fixed tool holder frame 4-rows - Part. No. 30-43436



Part. No.	W	D	H	Tool
S15-31450-900/XX	717	748	1450	-
S15-31450-904/XX	717	748	1450	x64 ISO-SK 40
S15-31450-905/XX	717	748	1450	x40 ISO-SK 50
S15-31450-908/XX	717	748	1450	x64 HSK 63
S15-31450-901/XX	717	748	1450	x32 HSK 100
S15-31450-909/XX	717	748	1450	x48 CAPTO C6

#### Machine tool cabinet

2x Hinged door  
 2x Drawer 100mm - Extension: 100% - Load capacity: 200kg  
 2x Fixed tool holder frame 4-rows - Part. No. 30-43436  
 1x Retractable shelf - Extension: 100% - Load capacity: 200kg



Part. No.	W	D	H	Tool
15-51000-71/XX	1431	780	1020	-
15-51000-74/XX	1431	780	1020	x64 ISO-SK 40
15-51000-75/XX	1431	780	1020	x40 ISO-SK 50
15-51000-78/XX	1431	780	1020	x64 HSK 63
15-51000-72/XX	1431	780	1020	x32 HSK 100
15-51000-79/XX	1431	780	1020	x48 CAPTO C6

#### Machine tool cabinet

2x Sliding door  
 1x 3-sided safety upstand with rubber mat  
 6x Drawer 75mm - Extension: 100% - Load capacity: 200kg  
 2x Drawer 100mm - Extension: 100% - Load capacity: 200kg  
 2x Retractable shelf - Extension: 100% - Load capacity: 200kg  
 2x Fixed tool holder frame 4-rows - Part. No. 30-43436



Part. No.	W	D	H	Tool
16-51000-34/XX	1431	627	1020	-

#### Machine tool cabinet

2x Sliding door  
 1x 3-sided safety upstand with rubber mat  
 10x Drawer 75mm - Extension: 100% - Load capacity: 200kg



# CNC TOOL STORAGE

## TRANSPORT & STORAGE



Part. No.	W	D	H	Tool
S24-32000-400/XX	1026	555	2000	-
S24-32000-404/XX	1026	555	2000	x156 ISO-SK 40
S24-32000-405/XX	1026	555	2000	x96 ISO-SK 50
S24-32000-408/XX	1026	555	2000	x144 HSK 63
S24-32000-401/XX	1026	555	2000	x84 HSK 100
S24-32000-409/XX	1026	555	2000	x120 CAPTO C6

### CNC Hinged door cabinet

2x Hinged door  
4x Fixed tool holder frame 3-rows with supports - Part. No. 30-43354



Part. No.	W	D	H	Tool
S24-32000-600/XX	1026	555	2000	-
S24-32000-604/XX	1026	555	2000	x117 ISO-SK 40
S24-32000-605/XX	1026	555	2000	x72 ISO-SK 50
S24-32000-608/XX	1026	555	2000	x108 HSK 63
S24-32000-601/XX	1026	555	2000	x63 HSK 100
S24-32000-609/XX	1026	555	2000	x90 CAPTO C6

### CNC Hinged door cabinet

2x Hinged door  
2x Adjustable shelf - Load capacity: 70kg  
3x Fixed tool holder frame 3-rows with supports - Part. No. 30-43354  
2x Drawer 100mm - Extension: 100% - Load capacity: 100kg



Part. No.	W	D	H	Tool
24-62000-300/XX	1026	555	2000	-
24-62000-304/XX	1026	555	2000	x78 ISO-SK 40
24-62000-305/XX	1026	555	2000	x48 ISO-SK 50
24-62000-308/XX	1026	555	2000	x72 HSK 63
24-62000-301/XX	1026	555	2000	x42 HSK 100
24-62000-309/XX	1026	555	2000	x60 CAPTO C6

### CNC Hinged door cabinet

2x Plexiglas® Hinged door  
2x Adjustable shelf - Load capacity: 70kg  
2x Fixed tool holder frame 3-rows with supports - Part. No. 30-43354  
2x Drawer 100mm - Extension: 100% - Load capacity: 100kg



Part. No.	W	D	H	Tool
24-62000-400/XX	1026	555	2000	-
24-62000-404/XX	1026	555	2000	x156 ISO-SK 40
24-62000-405/XX	1026	555	2000	x96 ISO-SK 50
24-62000-408/XX	1026	555	2000	x144 HSK 63
24-62000-401/XX	1026	555	2000	x84 HSK 100
24-62000-409/XX	1026	555	2000	x120 CAPTO C6

### CNC Hinged door cabinet

2x Plexiglas® Hinged door  
4x Fixed tool holder frame 3-rows with supports - Part. No. 30-43354





Part. No.	W	D	H	Tool
S24-39200-400/XX	1040	600	2000	-
S24-39200-404/XX	1040	600	2000	x156 ISO-SK 40
S24-39200-405/XX	1040	600	2000	x96 ISO-SK 50
S24-39200-408/XX	1040	600	2000	x144 HSK 63
S24-39200-401/XX	1040	600	2000	x84 HSK 100
S24-39200-409/XX	1040	600	2000	x120 CAPTO C6

#### CNC Roller shutter cabinet

1x PVC Roller shutter  
4x Fixed tool holder frame 3-rows with supports - Part. No. 30-43354

Part. No.	W	D	H	Tool
24-39200-700/XX	1040	600	2000	-
24-39200-704/XX	1040	600	2000	x117 ISO-SK 40
24-39200-705/XX	1040	600	2000	x72 ISO-SK 50
24-39200-708/XX	1040	600	2000	x108 HSK 63
24-39200-701/XX	1040	600	2000	x63 HSK 100
24-39200-709/XX	1040	600	2000	x90 CAPTO C6

#### CNC Roller shutter cabinet

1x PVC Roller shutter  
3x Fixed tool holder frame 3-rows with supports - Part. No. 30-43354



Part. No.	W	D	H	Tool
30-39200-700/XX	1040	635	2000	-
30-39200-704/XX	1040	635	2000	x117 ISO-SK 40
30-39200-705/XX	1040	635	2000	x72 ISO-SK 50
30-39200-708/XX	1040	635	2000	x108 HSK 63
30-39200-701/XX	1040	635	2000	x63 HSK 100
30-39200-709/XX	1040	635	2000	x90 CAPTO C6

#### CNC Roller shutter cabinet

1x PVC Roller shutter  
3x Fixed tool holder frame 3-rows with supports - Part. No. 30-43354  
3x Drawer 100mm - Extension: 100% - Load capacity: 200kg

Part. No.	W	D	H	Tool
30-39200-900/XX	1040	635	2000	-
30-39200-904/XX	1040	635	2000	x182 ISO-SK 40
30-39200-905/XX	1040	635	2000	x112 ISO-SK 50
30-39200-908/XX	1040	635	2000	x182 HSK 63
30-39200-901/XX	1040	635	2000	x98 HSK 100
30-39200-909/XX	1040	635	2000	x140 CAPTO C6

#### CNC Roller shutter cabinet

1x PVC Roller shutter  
2x Fixed tool holder frame 4-rows with supports - Part. No. 30-43454  
2x Fixed tool holder frame 3-rows with supports - Part. No. 30-43354  
2x Drawer 100mm - Extension: 100% - Load capacity: 200kg



---

# JUMBO SERIES

The new JUMBO shelving series are modular structures to which drawers, adjustable and pull-out shelves and hinged doors can be added. They are an economical alternative to shelving with drawers, but with the same load capacity.

- Modular system
- Load capacity up to 200kg per drawer
- Economical solution
- Wide range of accessories



## **PERSONALISE YOUR JUMBO SHELVING**

Scan the QR code and download the dedicated section to discover more modules and combinations.





Part. No.	W	D	H
11-31950-40/XX	717	595	1950

**3 Drawers 36x27 Eh**

- 1x Hinged door 1900mm h
- 2x Adjustable shelf - Load capacity: 200kg
- 2x Retractable shelf - Extension: 100% - Load capacity: 200kg
- 2x Drawer 100mm - Extension: 100% - Load capacity: 200kg
- 1x Drawer 150mm - Extension: 100% - Load capacity: 200kg



Part. No.	W	D	H
11-31950-22/XX	717	572	1950

**7 Drawers 36x27 Eh**

- 2x Adjustable shelf - Load capacity: 200kg
- 2x Drawer 75mm - Extension: 100% - Load capacity: 200kg
- 1x Drawer 100mm - Extension: 100% - Load capacity: 200kg
- 3x Drawer 150mm - Extension: 100% - Load capacity: 200kg
- 1x Drawer 200mm - Extension: 100% - Load capacity: 200kg
- 1x Anti-tilt mechanism



Part. No.	W	D	H
10-31950-12/XX	717	725	1950

**7 Drawers 36x36 Eh**

- 2x Drawer 75mm - Extension: 100% - Load capacity: 200kg
- 1x Drawer 100mm - Extension: 100% - Load capacity: 200kg
- 3x Drawer 150mm - Extension: 100% - Load capacity: 200kg
- 1x Drawer 200mm - Extension: 100% - Load capacity: 200kg
- 1x Anti-tilt mechanism



Part. No.	W	D	H
10-31950-32/XX	717	748	1950

**7 Drawers 36x36 Eh**

- 1x Hinged door 900mm h
- 2x Adjustable shelf - Load capacity: 200kg
- 2x Drawer 75mm - Extension: 100% - Load capacity: 200kg
- 1x Drawer 100mm - Extension: 100% - Load capacity: 200kg
- 3x Drawer 150mm - Extension: 100% - Load capacity: 200kg
- 1x Drawer 200mm - Extension: 100% - Load capacity: 200kg
- 1x Anti-tilt mechanism



Part. No.	W	D	H
11-41950-52/XX	870	572	1950

#### 4 Drawers 45x27 Eh

4x Drawer 100mm - Extension: 100% - Load capacity: 200kg



Part. No.	W	D	H
10-41950-12/XX	870	725	1950

#### 7 Drawers 45x36 Eh

2x Drawer 75mm - Extension: 100% - Load capacity: 200kg  
 1x Drawer 100mm - Extension: 100% - Load capacity: 200kg  
 3x Drawer 150mm - Extension: 100% - Load capacity: 200kg  
 1x Drawer 200mm - Extension: 100% - Load capacity: 200kg  
 1x Anti-tilt mechanism



Part. No.	W	D	H
11-51950-32/XX	1023	595	1950

#### 7 Drawers 54x27 Eh

2x Hinged door 900mm h  
 2x Adjustable shelf - Load capacity: 200kg  
 2x Drawer 75mm - Extension: 100% - Load capacity: 200kg  
 1x Drawer 100mm - Extension: 100% - Load capacity: 200kg  
 3x Drawer 150mm - Extension: 100% - Load capacity: 200kg  
 1x Drawer 200mm - Extension: 100% - Load capacity: 200kg  
 1x Anti-tilt mechanism



Part. No.	W	D	H
10-51950-52/XX	1023	725	1950

#### 4 Drawers 54x36 Eh

4x Drawer 100mm - Extension: 100% - Load capacity: 200kg





Part. No.	W	D	H
11-61950-52/XX	1193	572	1950

#### 4 Drawers 64x27 Eh

4x Drawer 100mm - Extension: 100% - Load capacity: 150kg



Part. No.	W	D	H
11-61950-12/XX	1193	572	1950

#### 7 Drawers 64x27 Eh

2x Drawer 75mm - Extension: 100% - Load capacity: 150kg  
 1x Drawer 100mm - Extension: 100% - Load capacity: 150kg  
 3x Drawer 150mm - Extension: 100% - Load capacity: 150kg  
 1x Drawer 200mm - Extension: 100% - Load capacity: 150kg  
 1x Anti-tilt mechanism



Part. No.	W	D	H
10-61950-22/XX	1193	725	1950

#### 7 Drawers 64x36 Eh

2x Adjustable shelf - Load capacity: 150kg  
 2x Drawer 75mm - Extension: 100% - Load capacity: 150kg  
 1x Drawer 100mm - Extension: 100% - Load capacity: 150kg  
 3x Drawer 150mm - Extension: 100% - Load capacity: 150kg  
 1x Drawer 200mm - Extension: 100% - Load capacity: 150kg  
 1x Anti-tilt mechanism



Part. No.	W	D	H
10-61950-32/XX	1193	748	1950

#### 7 Drawers 64x36 Eh

2x Hinged door 900mm h  
 2x Adjustable shelf - Load capacity: 150kg  
 2x Drawer 75mm - Extension: 100% - Load capacity: 150kg  
 1x Drawer 100mm - Extension: 100% - Load capacity: 150kg  
 3x Drawer 150mm - Extension: 100% - Load capacity: 150kg  
 1x Drawer 200mm - Extension: 100% - Load capacity: 150kg  
 1x Anti-tilt mechanism



Part. No.	W	D	H
11-71950-22/XX	1431	572	1950

### 7 Drawers 78x27 Eh

- 2x Adjustable shelf - Load capacity: 150kg
- 2x Drawer 75mm - Extension: 100% - Load capacity: 150kg
- 1x Drawer 100mm - Extension: 100% - Load capacity: 150kg
- 3x Drawer 150mm - Extension: 100% - Load capacity: 150kg
- 1x Drawer 200mm - Extension: 100% - Load capacity: 150kg
- 1x Anti-tilt mechanism



Part. No.	W	D	H
11-71950-32/XX	1431	595	1950

### 7 Drawers 78x27 Eh


- 2x Hinged door 900mm h
- 2x Adjustable shelf - Load capacity: 150kg
- 2x Drawer 75mm - Extension: 100% - Load capacity: 150kg
- 1x Drawer 100mm - Extension: 100% - Load capacity: 150kg
- 3x Drawer 150mm - Extension: 100% - Load capacity: 150kg
- 1x Drawer 200mm - Extension: 100% - Load capacity: 150kg
- 1x Anti-tilt mechanism



Part. No.	W	D	H
10-71950-40/XX	1431	748	1950

### 3 Drawers 78x36 Eh

- 2x Hinged door 1900mm h
- 2x Adjustable shelf - Load capacity: 150kg
- 2x Retractable shelf - Extension: 100% - Load capacity: 150kg
- 2x Drawer 100mm - Extension: 100% - Load capacity: 150kg
- 1x Drawer 150mm - Extension: 100% - Load capacity: 150kg
- 1x Anti-tilt mechanism



Part. No.	W	D	H
10-71950-52/XX	1431	725	1950

### 4 Drawers 78x36 Eh

- 4x Drawer 100mm - Extension: 100% - Load capacity: 150kg



---

# ADJUSTABLE SHELVING

Adjustable shelving makes it possible to catalogue tools, objects and goods efficiently organising your stores and warehouse space. You can configure the shelving with the addition of central and side panels, dividers, both hinged and sliding doors and colour options. Also ideal for office areas where a heavy shelf load capacity is required for box files and stationery storage.


- Capacity to extend with additional bays
- High load capacity up to 100kg per shelf
- Fast assembly and quick shelf adjustment
- Fully customisable with a wide range of accessories




## **PERSONALISE YOUR ADJUSTABLE SHELVING**


Scan the QR code and download the dedicated section to discover more modules and combinations.





# 05



Part. No.	W	D	H		Unit
56-610330/XX	1080	300	1000	50	Basic
56-610331/XX	1040	300	1000	50	Add-on
56-610430/XX	1080	400	1000	50	Basic
56-610431/XX	1040	400	1000	50	Add-on
56-610530/XX	1080	500	1000	50	Basic
56-610531/XX	1040	500	1000	50	Add-on

**3 Shelves**

Upright - 40xDx1000mm h

3x Adjustable shelf - 1000xDx35mm h - Colour: Galvanised


Usable bay width: 1000mm

Slotted in increments of 25mm

Max. load per unit: 2300kg

Basic unit with diagonal brace



Part. No.	W	D	H		Unit
56-710430/XX	1080	400	1000	100	Basic
56-710431/XX	1040	400	1000	100	Add-on
56-710530/XX	1080	500	1000	100	Basic
56-710531/XX	1040	500	1000	100	Add-on

**3 Shelves**

Upright - 40xDx1000mm h


3x Adjustable shelf - 1000xDx35mm h - Colour: Galvanised


Usable bay width: 1000mm

Slotted in increments of 25mm

Max. load per unit: 2300kg

Basic unit with diagonal brace



Part. No.	W	D	H		Unit
58-610340/XX	1380	300	1000	50	Basic
58-610341/XX	1340	300	1000	50	Add-on
58-610440/XX	1380	400	1000	50	Basic
58-610441/XX	1340	400	1000	50	Add-on
58-610540/XX	1380	500	1000	50	Basic
58-610541/XX	1340	500	1000	50	Add-on

**4 Shelves**

Upright - 40xDx1000mm h



4x Adjustable shelf - 1300xDx35mm h - Colour: Galvanised


Usable bay width: 1300mm

Slotted in increments of 25mm

Max. load per unit: 2300kg

Basic unit with diagonal brace



Part. No.	W	D	H		Unit
58-710440/XX	1380	400	1000	100	Basic
58-710441/XX	1340	400	1000	100	Add-on
58-710540/XX	1380	500	1000	100	Basic
58-710541/XX	1340	500	1000	100	Add-on

**4 Shelves**

Upright - 40xDx1000mm h



4x Adjustable shelf - 1300xDx35mm h - Colour: Galvanised


Usable bay width: 1300mm

Slotted in increments of 25mm

Max. load per unit: 2300kg



Basic unit with diagonal brace




Part. No.	W	D	H		Unit
56-620340/XX	1080	300	2000	50	Basic
56-620341/XX	1040	300	2000	50	Add-on
56-620440/XX	1080	400	2000	50	Basic
56-620441/XX	1040	400	2000	50	Add-on
56-620540/XX	1080	500	2000	50	Basic
56-620541/XX	1040	500	2000	50	Add-on

#### 4 Shelves


Upright - 40xDx2000mm h  
 4x Adjustable shelf - 1000xDx35mm h - Colour: Galvanised  
 Usable bay width: 1000mm  
 Slotted in increments of 25mm  
 Max. load per unit: 2300kg  
 Basic unit with diagonal brace




Part. No.	W	D	H		Unit
56-720440/XX	1080	400	2000	100	Basic
56-720441/XX	1040	400	2000	100	Add-on
56-720540/XX	1080	500	2000	100	Basic
56-720541/XX	1040	500	2000	100	Add-on

#### 4 Shelves

Upright - 40xDx2000mm h  
 4x Adjustable shelf - 1000xDx35mm h - Colour: Galvanised  
 Usable bay width: 1000mm  
 Slotted in increments of 25mm  
 Max. load per unit: 2300kg  
 Basic unit with diagonal brace




Part. No.	W	D	H		Unit
58-620350/XX	1380	300	2000	50	Basic
58-620351/XX	1340	300	2000	50	Add-on
58-620450/XX	1380	400	2000	50	Basic
58-620451/XX	1340	400	2000	50	Add-on
58-620550/XX	1380	500	2000	50	Basic
58-620551/XX	1340	500	2000	50	Add-on

#### 5 Shelves

Upright - 40xDx2000mm h  
 5x Adjustable shelf - 1300xDx35mm h - Colour: Galvanised  
 Usable bay width: 1300mm  
 Slotted in increments of 25mm  
 Max. load per unit: 2300kg  
 Basic unit with diagonal brace



Part. No.	W	D	H		Unit
58-720450/XX	1380	400	2000	100	Basic
58-720451/XX	1340	400	2000	100	Add-on
58-720550/XX	1380	500	2000	100	Basic
58-720551/XX	1340	500	2000	100	Add-on

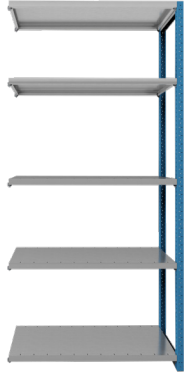

#### 5 Shelves


Upright - 40xDx2000mm h  
 5x Adjustable shelf - 1300xDx35mm h - Colour: Galvanised  
 Usable bay width: 1300mm  
 Slotted in increments of 25mm  
 Max. load per unit: 2300kg  
 Basic unit with diagonal brace



# SHELVING



## ADJUSTABLE SHELVING




Part. No.	W	D	H		Unit
56-622350/XX	1080	300	2200	50	Basic
56-622351/XX	1040	300	2200	50	Add-on
56-622450/XX	1080	400	2200	50	Basic
56-622451/XX	1040	400	2200	50	Add-on
56-622550/XX	1080	500	2200	50	Basic
56-622551/XX	1040	500	2200	50	Add-on

### 5 Shelves



Upright - 40xDx2200mm h  
 5x Adjustable shelf - 1000xDx35mm h - Colour: Galvanised  
 Usable bay width: 1000mm  
 Slotted in increments of 25mm  
 Max. load per unit: 2300kg  
 Basic unit with diagonal brace




Part. No.	W	D	H		Unit
56-722450/XX	1080	400	2200	100	Basic
56-722451/XX	1040	400	2200	100	Add-on
56-722550/XX	1080	500	2200	100	Basic
56-722551/XX	1040	500	2200	100	Add-on

### 5 Shelves

Upright - 40xDx2200mm h  
 5x Adjustable shelf - 1000xDx35mm h - Colour: Galvanised  
 Usable bay width: 1000mm  
 Slotted in increments of 25mm  
 Max. load per unit: 2300kg  
 Basic unit with diagonal brace




Part. No.	W	D	H		Unit
58-622350/XX	1380	300	2200	50	Basic
58-622351/XX	1340	300	2200	50	Add-on
58-622450/XX	1380	400	2200	50	Basic
58-622451/XX	1340	400	2200	50	Add-on
58-622550/XX	1380	500	2200	50	Basic
58-622551/XX	1340	500	2200	50	Add-on

### 5 Shelves

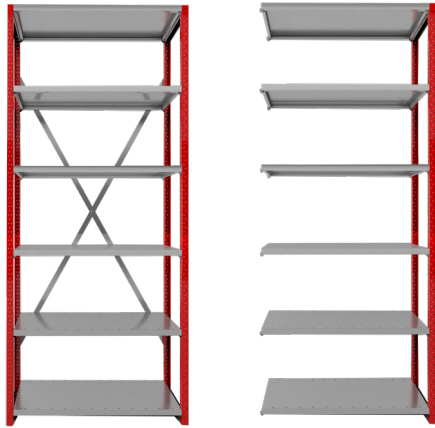
Upright - 40xDx2200mm h  
 5x Adjustable shelf - 1300xDx35mm h - Colour: Galvanised  
 Usable bay width: 1300mm  
 Slotted in increments of 25mm  
 Max. load per unit: 2300kg  
 Basic unit with diagonal brace




Part. No.	W	D	H		Unit
58-722450/XX	1380	400	2200	100	Basic
58-722451/XX	1340	400	2200	100	Add-on
58-722550/XX	1380	500	2200	100	Basic
58-722551/XX	1340	500	2200	100	Add-on

### 5 Shelves

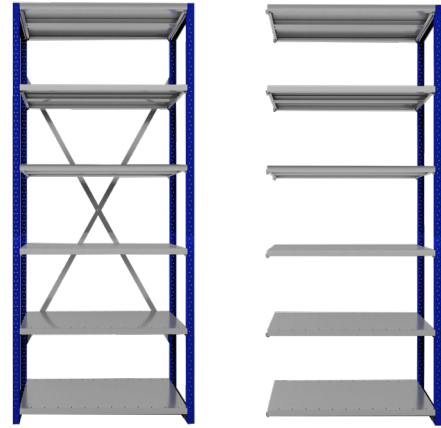
Upright - 40xDx2200mm h  
 5x Adjustable shelf - 1300xDx35mm h - Colour: Galvanised  
 Usable bay width: 1300mm  
 Slotted in increments of 25mm  
 Max. load per unit: 2300kg  
 Basic unit with diagonal brace




Part. No.	W	D	H		Unit
56-625360/XX	1080	300	2500	50	Basic
56-625361/XX	1040	300	2500	50	Add-on
56-625460/XX	1080	400	2500	50	Basic
56-625461/XX	1040	400	2500	50	Add-on
56-625560/XX	1080	500	2500	50	Basic
56-625561/XX	1040	500	2500	50	Add-on

### 6 Shelves

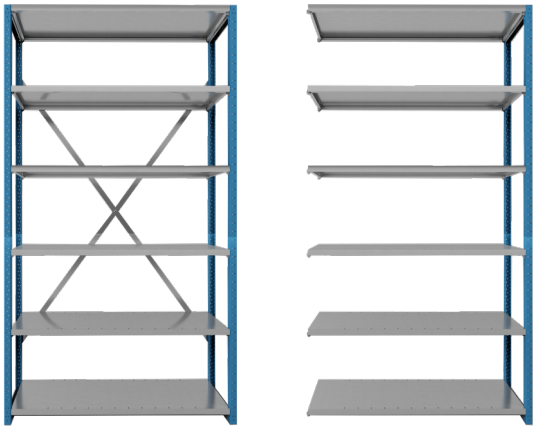
Upright - 40xDx2500mm h  
 6x Adjustable shelf - 1000xDx35mm h - Colour: Galvanised  
 Usable bay width: 1000mm  
 Slotted in increments of 25mm  
 Max. load per unit: 2300kg  
 Basic unit with diagonal brace




Part. No.	W	D	H		Unit
56-725460/XX	1080	400	2500	100	Basic
56-725461/XX	1040	400	2500	100	Add-on
56-725560/XX	1080	500	2500	100	Basic
56-725561/XX	1040	500	2500	100	Add-on

### 6 Shelves

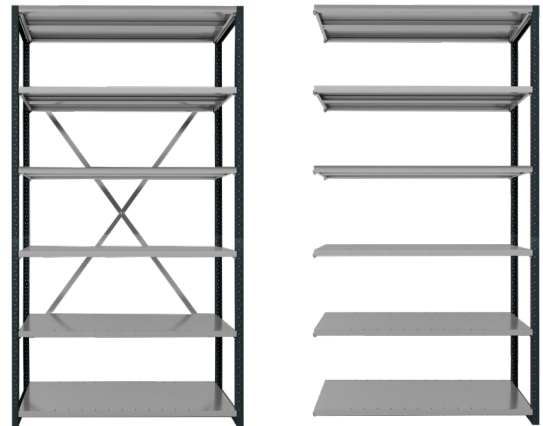
Upright - 40xDx2500mm h  
 6x Adjustable shelf - 1000xDx35mm h - Colour: Galvanised  
 Usable bay width: 1000mm  
 Slotted in increments of 25mm  
 Max. load per unit: 2300kg  
 Basic unit with diagonal brace




Part. No.	W	D	H		Unit
58-625360/XX	1380	300	2500	50	Basic
58-625361/XX	1340	300	2500	50	Add-on
58-625460/XX	1380	400	2500	50	Basic
58-625461/XX	1340	400	2500	50	Add-on
58-625560/XX	1380	500	2500	50	Basic
58-625561/XX	1340	500	2500	50	Add-on

### 6 Shelves

Upright - 40xDx2500mm h  
 6x Adjustable shelf - 1300xDx35mm h - Colour: Galvanised  
 Usable bay width: 1300mm  
 Slotted in increments of 25mm  
 Max. load per unit: 2300kg  
 Basic unit with diagonal brace



Part. No.	W	D	H		Unit
58-725460/XX	1380	400	2500	100	Basic
58-725461/XX	1340	400	2500	100	Add-on
58-725560/XX	1380	500	2500	100	Basic
58-725561/XX	1340	500	2500	100	Add-on

### 6 Shelves

Upright - 40xDx2500mm h  
 6x Adjustable shelf - 1300xDx35mm h - Colour: Galvanised  
 Usable bay width: 1300mm  
 Slotted in increments of 25mm  
 Max. load per unit: 2300kg  
 Basic unit with diagonal brace



---

# SHELVING WITH DRAWERS

Shelving with drawers combine all the advantages of drawer cabinets within a heavy duty shelving system. Horizontal and vertical drawers, adjustable and pull out shelves, can be combined to create a wide variety of layouts. Design for heavy and repetitive use accessories include doors, CNC tool frames, perforated panels and unibox tilt bin container storage.

- Load capacity up to 5500kg per upright
- Modular system
- Height up to 2.5m
- Wide range of accessories



## **PERSONALISE YOUR SHELVING WITH DRAWERS**

Scan the QR code and download the dedicated section to discover more modules and combinations.



# 05

**SHELVING WITH DRAWERS**

**1** Roller shutter

**2** Adjustable shelf

**3** Shelf cover

**4** Lower shelf

**5** Sliding doors

**6** Retractable shelf

**7** Hinged doors

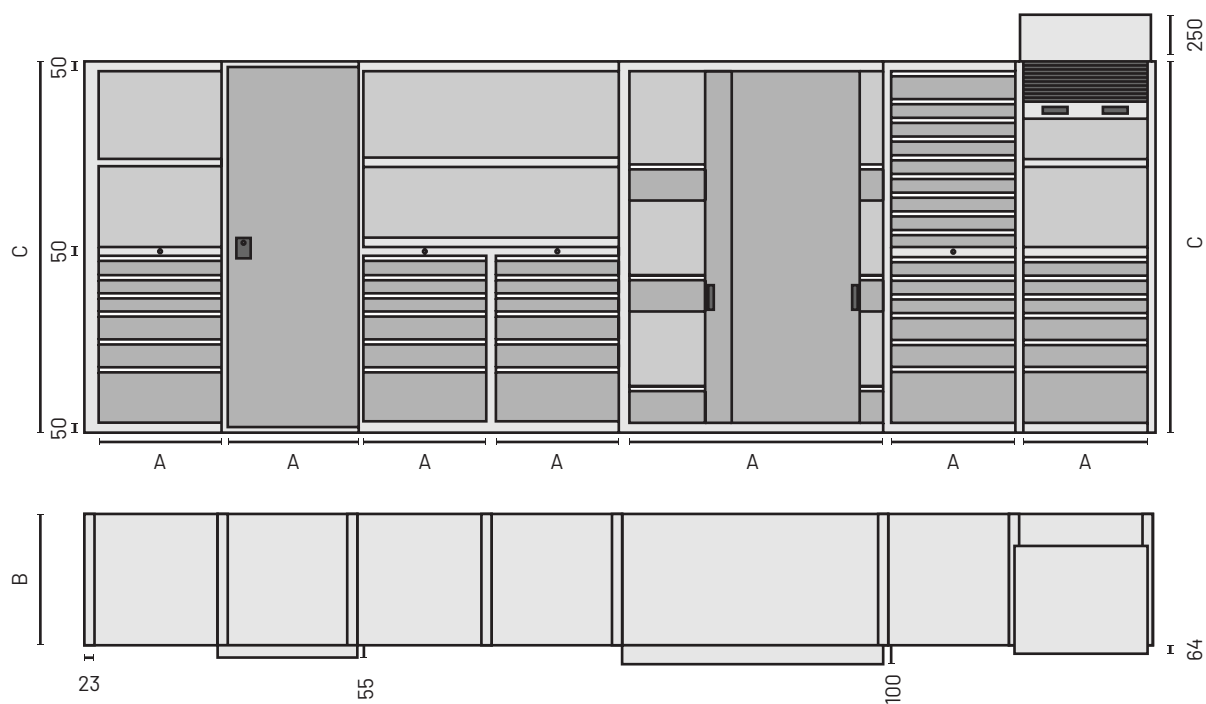
**8** Vertical drawer - Partial H

**9** Tool holder frame

**10** Vertical drawer - Total H

**11** Side panel cover





Unit	W	Usable W
36 Eh	714	661
45 Eh	867	814
54 Eh	1020	967
64 Eh	1190	1137
78 Eh	1428	1375


#### Shelving width A

Door	27 Eh	36 Eh
-	553	706
Sliding	663	816
Roller shutter	616	776
Hinged	608	761

#### Shelving depth B

Door	1450	2000	2200	2500
-	1450	2000	2200	2500
Sliding	-	2000	2200	2500
Roller shutter	-	2250	2450	2750
Hinged	-	2000	2200	2500

#### Shelving height C

H Shelving	Shelves	Usable H	
1450	2	1350	5000
2000	2	1900	4500
2000	3	1850	5500
2200	3	2050	5500
2500	3	2350	5250

#### Load capacity per upright



Part. No.	W	D	H	Unit
32-33200-00/XX	813	761	2000	Basic
32-33200-01/XX	737	761	2000	Add-on
32-33220-00/XX	813	761	2200	Basic
32-33220-01/XX	737	761	2200	Add-on
32-33250-00/XX	813	761	2500	Basic
32-33250-01/XX	737	761	2500	Add-on

#### Module 36x36 Eh with drawers

1x Hinged door  
 1x Adjustable shelf - Load capacity: 200kg  
 9x Drawer 100mm - Extension: 100% - Load capacity: 200kg  
 1x Anti-tilt mechanism  
 Load capacity per upright: 4500kg

Part. No.	W	D	H	Tool
99-33427-00/XX	777	707	2000	-
99-33427-04/XX	777	707	2000	x96 ISO-SK 40
99-33427-05/XX	777	707	2000	x60 ISO-SK 50
99-33427-06/XX	777	707	2000	x96 HSK 63
99-33427-07/XX	777	707	2000	x48 HSK 100
99-33427-09/XX	777	707	2000	x72 CAPTO C6

#### Module 36x36 Eh with vertical drawers

2x Vertical drawer 200mm - Extension: 100% - Load capacity: 200kg  
 1x Vertical drawer 250mm - Extension: 100% - Load capacity: 200kg  
 12x Tool cradle  
 1x Anti-tilt mechanism

## Vertical drawers

Modular shelf unit in three different sizes with vertical drawers with a maximum load capacity of 200kg.

The drawers allow space-saving storage of tools and work material and can be individually configured with adjustable shelves, plastic and UNIBOX containers, perforated rear panels and tool frames.



#### Adjustable shelves

Height-adjustable shelves provide an ideal storage surface for a wide range of plastic boxes to store tools and small parts.



#### UNIBOX containers

UNIBOX tilt bins consist of a shock proof structure (ABS) and polystyrene drawers with high resistance and pivoting opening. Ideal for storing small components.



#### Tool frames

The tools can be stored in an upright position supported within the vertical drawer frame. This ensures safe space saving storage.



#### Perforated panels

Rear panels with square holes 10x10mm and center-to-center distance of 38mm. Extendible perforated rear panels enable flexible attachment of stored items thanks to a wide range of hooks.



Part. No.	W	D	H	Unit
32-14200-00/XX	966	707	2000	Basic
32-14200-01/XX	890	707	2000	Add-on
32-14220-00/XX	966	707	2200	Basic
32-14220-01/XX	890	707	2200	Add-on
32-14250-00/XX	966	707	2500	Basic
32-14250-01/XX	890	707	2500	Add-on

#### Module 45x36 Eh with drawers

1x Adjustable shelf - Load capacity: 200kg  
 3x Drawer 100mm - Extension: 100% - Load capacity: 200kg  
 1x Lower shelf - Load capacity: 150kg  
 1x Anti-tilt mechanism  
 Load capacity per upright: 4500kg

Part. No.	W	D	H	Unit
32-34200-00/XX	966	761	2000	Basic
32-34200-01/XX	890	761	2000	Add-on
32-34220-00/XX	966	761	2200	Basic
32-34220-01/XX	890	761	2200	Add-on
32-34250-00/XX	966	761	2500	Basic
32-34250-01/XX	890	761	2500	Add-on

#### Module 45x36 Eh with hinged door

1x Hinged door  
 1x Adjustable shelf - Load capacity: 200kg  
 9x Drawer 100mm - Extension: 100% - Load capacity: 200kg  
 1x Anti-tilt mechanism  
 Load capacity per upright: 4500kg



Part. No.	W	D	H	Unit
32-24200-00/XX	1833	807	2000	Basic
32-24200-01/XX	1734	807	2000	Add-on
32-24220-00/XX	1833	807	2200	Basic
32-24220-01/XX	1734	807	2200	Add-on
32-24250-00/XX	1833	807	2500	Basic
32-24250-01/XX	1734	807	2500	Add-on

#### Module 45x36 Eh with sliding doors

2x Sliding door  
 8x Retractable shelf - Extension: 100% - Load capacity: 200kg  
 Load capacity per upright: 4500kg

Part. No.	W	D	H	Unit
32-44200-00/XX	925	776	2000	Basic
32-44200-01/XX	870	776	2000	Add-on
32-44220-00/XX	925	776	2200	Basic
32-44220-01/XX	870	776	2200	Add-on
32-44250-00/XX	925	776	2500	Basic
32-44250-01/XX	870	776	2500	Add-on

#### Module 45x36 Eh with roller shutter

1x PVC Roller shutter  
 1x Adjustable shelf - Load capacity: 200kg  
 3x Drawer 150mm - Extension: 100% - Load capacity: 200kg  
 1x Drawer 200mm - Extension: 100% - Load capacity: 200kg  
 1x Drawer 300mm - Extension: 100% - Load capacity: 200kg  
 1x Anti-tilt mechanism  
 Load capacity per upright: 4500kg



# SHELVING WITH DRAWERS



Part. No.	W	D	H	Unit
32-15200-00/XX	1119	707	2000	Basic
32-15200-01/XX	1043	707	2000	Add-on
32-15220-00/XX	1119	707	2200	Basic
32-15220-01/XX	1043	707	2200	Add-on
32-15250-00/XX	1119	707	2500	Basic
32-15250-01/XX	1043	707	2500	Add-on

### Module 54x36 Eh with drawers

6x Drawer 100mm - Extension: 100% - Load capacity: 200kg  
1x Anti-tilt mechanism  
Load capacity per upright: 4500kg

Part. No.	W	D	H	Unit
32-25200-00/XX	1119	707	2000	Basic
32-25200-01/XX	1043	707	2000	Add-on
32-25220-00/XX	1119	707	2200	Basic
32-25220-01/XX	1043	707	2200	Add-on
32-25250-00/XX	1119	707	2500	Basic
32-25250-01/XX	1043	707	2500	Add-on

### Module 54x36 Eh with drawers and shelves

1x Adjustable shelf - Load capacity: 200kg  
3x Drawer 100mm - Extension: 100% - Load capacity: 200kg  
1x Retractable shelf - Extension: 100% - Load capacity: 200kg  
1x Anti-tilt mechanism  
Load capacity per upright: 4500kg



Part. No.	W	D	H	Unit
32-35200-00/XX	1078	776	2000	Basic
32-35200-01/XX	1023	776	2000	Add-on
32-35220-00/XX	1078	776	2200	Basic
32-35220-01/XX	1023	776	2200	Add-on
32-35250-00/XX	1078	776	2500	Basic
32-35250-01/XX	1023	776	2500	Add-on

### Module 54x36 Eh with roller shutter

1x PVC Roller shutter  
3x Adjustable shelf - Load capacity: 200kg  
1x Drawer 100mm - Extension: 100% - Load capacity: 200kg  
1x Lower shelf - Load capacity: 150kg  
1x Anti-tilt mechanism  
Load capacity per upright: 4500kg

Part. No.	W	D	H	Tool
99-35627-00/XX	1083	707	2000	-
99-35627-04/XX	1083	707	2000	x128 ISO-SK 40
99-35627-05/XX	1083	707	2000	x80 ISO-SK 50
99-35627-06/XX	1083	707	2000	x128 HSK 63
99-35627-07/XX	1083	707	2000	x64 HSK 100
99-35627-09/XX	1083	707	2000	x96 CAPTO C6

### Module 54x36 Eh with vertical drawers

1x Vertical drawer 200mm - Extension 100% - Load capacity: 200kg  
3x Vertical drawer 250mm - Extension 100% - Load capacity: 200kg  
16x Tool cradle  
1x Anti-tilt mechanism



Part. No.	W	D	H	Unit
32-36200-00/XX	1289	761	2000	Basic
32-36200-01/XX	1213	761	2000	Add-on
32-36220-00/XX	1289	761	2200	Basic
32-36220-01/XX	1213	761	2200	Add-on
32-36250-00/XX	1289	761	2500	Basic
32-36250-01/XX	1213	761	2500	Add-on


#### Module 64x36 Eh with hinged doors

2x Hinged door  
 1x Adjustable shelf - Load capacity: 150kg  
 3x Retractable shelf - Extension: 100% - Load capacity: 150kg  
 Load capacity per upright: 4500kg

Part. No.	W	D	H	Unit
32-16200-00/XX	1289	707	2000	Basic
32-16200-01/XX	1213	707	2000	Add-on
32-16220-00/XX	1289	707	2200	Basic
32-16220-01/XX	1213	707	2200	Add-on
32-16250-00/XX	1289	707	2500	Basic
32-16250-01/XX	1213	707	2500	Add-on

#### Module 64x36 Eh with retractable shelves

1x Adjustable shelf - Load capacity: 150kg  
 3x Retractable shelf - Extension: 100% - Load capacity: 150kg  
 1x Anti-tilt mechanism  
 Load capacity per upright: 4500kg



Part. No.	W	D	H	Unit
32-47200-00/XX	1486	776	2000	Basic
32-47200-01/XX	1431	776	2000	Add-on
32-47220-00/XX	1486	776	2200	Basic
32-47220-01/XX	1431	776	2200	Add-on
32-47250-00/XX	1486	776	2500	Basic
32-47250-01/XX	1431	776	2500	Add-on

#### Module 78x36 Eh with roller shutter

1x PVC Roller shutter  
 1x Adjustable shelf - Load capacity: 150kg  
 3x Drawer 150mm - Extension: 100% - Load capacity: 150kg  
 1x Drawer 200mm - Extension: 100% - Load capacity: 150kg  
 1x Drawer 300mm - Extension: 100% - Load capacity: 150kg  
 1x Anti-tilt mechanism  
 Load capacity per upright: 4500kg

Part. No.	W	D	H
99-37827-00/XX	1491	707	2000

#### Module 78x36 Eh with vertical drawers

3x Vertical drawer 200mm - Extension: 100% - Load capacity: 200kg  
 3x Vertical drawer 250mm - Extension: 100% - Load capacity: 200kg  
 6x Perforated panel  
 42x UNIBOX with 6 compartments  
 1x Anti-tilt mechanism



---

# UNIBOX SERIES

The UNIBOX Tilt Bin system offers an excellent way of storing small parts in visible locations – this promotes visual stock control and negates migrating stock. Available in different models by depth and height, they all have a width of 600mm which allows them to be stacked in a variety of combinations.

- Organisation thanks to the possibility of creating customised combinations
- Easy identification with transparent drawers
- Optimal access with pivotal opening
- Stackable on trolleys, frames and vertical drawers




## **PERSONALISE YOUR UNIBOX CONTAINERS**

Scan the QR code and download the dedicated section to discover more modules and combinations.




# UNIBOX SERIES



Part. No.	W	D	H		
S99-60307	600	200	240	3	190x146x225mm h


UNIBOX with 3 compartments



Part. No.	W	D	H		
S99-60407	600	170	206	4	142x130x194mm h


UNIBOX with 4 compartments



Part. No.	W	D	H		
S99-60507	600	133	164	5	113x100x150mm h

UNIBOX with 5 compartments



Part. No.	W	D	H		
S99-60607	600	91	112	6	87x66x100mm h

UNIBOX with 6 compartments



Part. No.	W	D	H		
S99-60907	600	51	77	9	59x44x65mm h

UNIBOX with 9 compartments





Part. No.	W	D	H
99-62037	600	25	300
99-62057	600	25	500
99-62067	600	25	650
99-62107	600	25	1000
S99-62157	600	25	1500
S99-62177	600	25	1750
S99-62197	600	25	1950


**Wall rack**


Made of sheet steel. Wall mounting with screws.  
Fixing material not included.

Part. No.	W	D	H	Usable H
S99-63157	600	325	1500	1400
S99-63177	600	325	1750	1650
S99-63197	600	325	1950	1850

**Free standing rack**

Made of sheet steel.  
Frame with base 600x300x100mm h.






Part. No.	W	D	H	
99-62067-05	600	325	650	72

**Wall rack with 72 containers**


1x Wall rack  
8x UNIBOX with 9 compartments



Part. No.	W	D	H	
99-62107-03	600	325	1000	84

**Wall rack with 84 containers**


1x Wall rack  
6x UNIBOX with 9 compartments  
5x UNIBOX with 6 compartments



Part. No.	W	D	H	
99-63157-03	600	325	1500	58

**Free standing rack with 58 containers**

1x Free standing rack  
2x UNIBOX with 9 compartments  
3x UNIBOX with 6 compartments  
3x UNIBOX with 5 compartments  
1x UNIBOX with 4 compartments  
1x UNIBOX with 3 compartments



Part. No.	W	D	H	
99-63157-11	600	325	1500	78

**Free standing rack with 78 containers**


1x Free standing rack  
13x UNIBOX with 6 compartments



Part. No.	W	D	H	
S99-63177-03	600	325	1750	62

#### Free standing rack with 62 containers

- 1x Free standing rack
- 2x UNIBOX with 9 compartments
- 3x UNIBOX with 6 compartments
- 3x UNIBOX with 5 compartments
- 1x UNIBOX with 4 compartments
- 1x UNIBOX with 3 compartments



Part. No.	W	D	H	
99-63177-11	600	325	1750	52

#### Free standing rack with 52 containers


- 1x Free standing rack
- 5x UNIBOX with 6 compartments
- 2x UNIBOX with 5 compartments
- 3x UNIBOX with 4 compartments



Part. No.	W	D	H	
S99-63197-03	600	325	1950	66

#### Free standing rack with 66 containers

- 1x Free standing rack
- 2x UNIBOX with 9 compartments
- 3x UNIBOX with 6 compartments
- 3x UNIBOX with 5 compartments
- 3x UNIBOX with 4 compartments
- 1x UNIBOX with 3 compartments




Part. No.	W	D	H	
S99-63197-05	600	325	1950	70

#### Free standing rack with 70 containers

- 1x Free standing rack
- 7x UNIBOX with 6 compartments
- 4x UNIBOX with 5 compartments
- 2x UNIBOX with 4 compartments

# CONTAINERS


## UNIBOX SERIES



Part. No.	W	D	H		
S99-64147-01	660	750	1365	88	360

### Trolley with 88 containers

2x UNIBOX with 9 compartments  
 6x UNIBOX with 6 compartments  
 4x UNIBOX with 5 compartments  
 2x UNIBOX with 4 compartments  
 2x UNIBOX with 3 compartments  
 1x Steel handle  
 2 Fixed and 2 swivel braked polyurethane castors Ø100mm



Part. No.	W	D	H		
S99-64147-03	660	750	1365	66	360

### Trolley with 66 containers


4x UNIBOX with 6 compartments  
 4x UNIBOX with 5 compartments  
 4x UNIBOX with 4 compartments  
 2x UNIBOX with 3 compartments  
 1x Steel handle  
 2 Fixed and 2 swivel braked polyurethane castors Ø100mm



Part. No.	W	D	H		
S99-64147-09	660	750	1365	70	360

### Trolley with 70 containers

14x UNIBOX with 5 compartments  
 1x Steel handle  
 2 Fixed and 2 swivel braked polyurethane castors Ø100mm



Part. No.	W	D	H		
S99-64147-11	660	325	1750	120	360

### Trolley with 120 containers

20x UNIBOX with 6 compartments  
 1x Steel handle  
 2 Fixed and 2 swivel braked polyurethane castors Ø100mm



Part. No.	W	D	H	
S99-85427-02/XX	1073	707	2000	720

**Vertical system with 720 containers**

120x UNIBOX with 6 compartments  
 4x Vertical drawer - Extension 100% - Load capacity: 150kg



Part. No.	W	D	H	
S99-85427-06/XX	1073	707	2000	344

**Vertical system with 344 containers**

30x UNIBOX with 6 compartments  
 20x UNIBOX with 5 compartments  
 16x UNIBOX with 4 compartments  
 3x Vertical drawer - Extension 100% - Load capacity: 150kg



Part. No.	W	D	H	
S99-87827-04/XX	1481	707	2000	480

**Vertical system with 480 containers**

30x UNIBOX with 6 compartments  
 60x UNIBOX with 5 compartments  
 4x Vertical drawer - Extension 100% - Load capacity: 150kg



---

# TROLLEYS & SHELVING

Stackable plastic containers made of high-grade polypropylene, suitable for storing small and medium-sized material. Two versions are available depending on the need for use. Both have double front walls that ensure maximum stability even when stacked.

- Solidity guaranteed by the strength of polypropylene
- Stackable to facilitate organisation and minimise space
- Easy access thanks to the front opening shape
- To combine with shelving, trolleys and cabinets




**PERSONALISE YOUR TROLLEYS AND SHELVING**  
Scan the QR code and download the dedicated section to discover more modules and combinations.



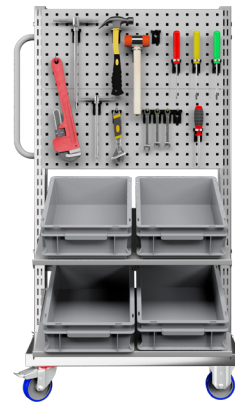
# 06



Part. No.	W	D	H	
177-30100-06	825	620	1408	-
S177-30100-08	825	620	1408	8

**Assembly trolley with 8 containers**

8x Industrial box 400x300x120mm h  
 4x Adjustable shelf - Depth 420mm  
 1x Steel handle  
 2 Fixed and 2 swivel braked polyurethane castors Ø100mm  
 Load capacity: 360kg  
 Colour: Galvanised




Part. No.	W	D	H	
177-30100-12	825	620	1408	-
S177-30100-14	825	620	1408	4

**Assembly trolley with 4 containers**


4x Industrial box 400x300x120mm h  
 2x Perforated panel - Colour: Light Grey RAL 7035  
 2x Adjustable shelf - Depth 420mm  
 1x 15 Hook kit - S06-97015  
 1x Steel handle  
 2 Fixed and 2 swivel braked polyurethane castors Ø100mm  
 Load capacity: 360kg  
 Colour: Galvanised



Part. No.	W	D	H	
177-31100-10	1123	620	1408	-
S177-31100-12	1123	620	1408	12

**Assembly trolley with 12 containers**

12x Industrial box 400x300x120mm h  
 4x Adjustable shelf - Depth 420mm  
 1x Steel handle  
 2 Fixed and 2 swivel braked polyurethane castors Ø100mm  
 Load capacity: 360kg  
 Colour: Galvanised





Part. No.	W	D	H	
177-31100-14	1123	620	1408	-
S177-31100-16	1123	620	1408	6

**Assembly trolley with 6 containers**

6x Industrial box 400x300x120mm h  
 2x Perforated panel - Colour: Light Grey RAL 7035  
 2x Adjustable shelf - Depth 420mm  
 1x 15 Hook kit - S06-97015  
 1x Steel handle  
 2 Fixed and 2 swivel braked polyurethane castors Ø100mm  
 Load capacity: 360kg  
 Colour: Galvanised






Part. No.	W	D	H		Unit
73-24011-02/07	390	400	1100	6	Basic
73-24011-12/07	350	400	1100	6	Add-on
73-24020-02/07	390	400	2000	12	Basic
73-24020-12/07	350	400	2000	12	Add-on

#### Shelving



Industrial box 400x300x120mm h  
Load capacity per unit: 300kg

Part. No.	W	D	H		Unit
73-26011-03/07	490	600	1100	5	Basic
73-26011-13/07	450	600	1100	5	Add-on
73-26020-03/07	490	600	2000	9	Basic
73-26020-13/07	450	600	2000	9	Add-on

#### Shelving



Industrial box 600x400x170mm h  
Load capacity per unit: 300kg



Part. No.	W	D	H		
57-620438	1380	400	2000	-	100
59-620438	1380	400	2000	-	150
57-620440	1380	400	2000	24	100
59-620440	1380	400	2000	24	150


#### Angled shelving

1x Upper shelf  
6x Angled shelf  
Industrial box 400x300x120mm h  
Colour: Galvanised

Part. No.	W	D	H		
57-620450	1380	600	2000	-	100
59-620450	1380	600	2000	-	150
57-620452	1380	600	2000	15	100
59-620452	1380	600	2000	15	150

#### Angled shelving

5x Angled shelf  
Industrial box 600x400x340mm h  
Colour: Galvanised



Part. No.	W	D	H	
177-31100-20	1123	620	1408	-
S177-31100-24	1123	620	1408	84

**Assembly trolley with 84 containers**

84x Open front bin 140x230x130mm h  
 14x Adjustable shelf - Depth 230mm  
 1x Steel handle  
 2 Fixed and 2 swivel braked polyurethane castors Ø100mm  
 Load capacity: 360kg  
 Colour: Galvanised



Part. No.	W	D	H	
177-31100-40	1123	620	1408	-
S177-31100-44	1123	620	1408	30

**Assembly trolley with 30 containers**


18x Open front bin 140x230x130mm h  
 12x Open front bin 200x350x200mm h  
 3x Adjustable shelf - Depth 230mm  
 3x Adjustable shelf - Depth 320mm  
 1x Steel handle  
 2 Fixed and 2 swivel braked polyurethane castors Ø100mm  
 Load capacity: 360kg  
 Colour: Galvanised



Part. No.	W	D	H	
177-31100-50	1123	620	1408	-
S177-31100-54	1123	620	1408	20

**Assembly trolley with 20 containers**


20x Open front bin 200x350x200mm h  
 5x Adjustable shelf - Depth 320mm  
 1x Steel handle  
 2 Fixed and 2 swivel braked polyurethane castors Ø100mm  
 Load capacity: 360kg  
 Colour: Galvanised




Part. No.	W	D	H	
177-31100-70	1123	620	1408	-
S177-31100-74	1123	620	1408	28

**Assembly trolley with 28 containers**

28x Open front bin 200x350x145mm h  
 6x Adjustable shelf - Depth 320mm  
 1x Steel handle  
 2 Fixed and 2 swivel braked polyurethane castors Ø100mm  
 Load capacity: 360kg  
 Colour: Galvanised




Part. No.	W	D	H		Unit
73-23511-02/07	302	350	1100	5	Basic
73-23511-12/07	262	350	1100	5	Add-on
73-23520-02/07	302	350	2000	10	Basic
73-23520-12/07	262	350	2000	10	Add-on

#### Shelving


Open front bin 200x350x145mm h  
Load capacity per unit: 300kg




Part. No.	W	D	H		Unit
73-25011-03/07	402	500	1100	4	Basic
73-25011-13/07	362	500	1100	4	Add-on
73-25020-03/07	402	500	2000	8	Basic
73-25020-13/07	362	500	2000	8	Add-on

#### Shelving


Open front bin 300x500x200mm h  
Load capacity per unit: 300kg




Part. No.	W	D	H		Doors
21-10160-10/07	700	270	1650	-	-
21-10160-14/07	700	270	1650	90	-
21-11160-10/07	700	270	1650	-	Standard
21-11160-14/07	700	270	1650	90	Standard

#### Cabinet


90x Open front bin 95x160x75mm h  
14x Adjustable shelf - Load capacity: 50kg



Part. No.	W	D	H		Doors
21-10200-30/07	700	270	2000	-	-
21-10200-34/07	700	270	2000	82	-
21-11200-30/07	700	270	2000	-	Standard
21-11200-34/07	700	270	2000	82	Standard

#### Cabinet

54x Open front bin 95x160x75mm h  
28x Open front bin 140x230x130mm h  
15x Adjustable shelf - Load capacity: 50kg



[www.famepla.it](http://www.famepla.it)

FAMEPLA s.r.l.  
Via Asolana, 28/F  
I-31017 Pieve del Grappa (TV) - Italy  
Tel +39 0423 930700